

# Smart Phonics

Short Vowels

2




© future

# Contents...

- 4 •  **Unit 1** • Short Vowel **a** ham, ram, dam, jam  
cap, lap, map, nap
- 12 •  **Unit 2** • Short Vowel **a** can, fan, man, pan  
bat, cat, hat, mat
- 20 •  **Unit 3** • Short Vowel **e** bed, red, leg, egg  
hen, men, pen  
jet, net, wet
- 28 •  **Unit 4** • Short Vowel **i** bib, nib, lid, kid  
pig, wig, fin, pin
- 36 •  **Unit 5** • Short Vowel **i** lip, rip, hit, sit  
six, mix

44 • **R<sub>1</sub>** **Review 1** • Short Vowels **a / e / i**

52 •  **Unit 6** • Short Vowel **o**  
dog, jog, log  
hop, mop, top  
pot, hot, dot  
box, fox, ox

60 •  **Unit 7** • Short Vowel **u**  
bug, hug, jug, rug  
cup, pup, up

68 •  **Unit 8** • Short Vowel **u**  
sun, bun, run, gun  
nut, hut, cut

76 • **R<sub>2</sub>** **Review 2** • Short Vowels **o / u**

84 • **C** **Challenge** • Short Vowels **a / e / i / o / u**

92 • **T** **Test**

## Unit 1

## Short Vowel



Listen and repeat.

a  and m  make am.

a  and p  make ap.



Track 1

a

m

am

a

p

ap

h and am make ham.

c and ap make cap.



Track 2

h

am

ham



c

ap

cap






Track 3 Listen and repeat.

am

ham



r am



ram

d am



dam

j am



jam

ap

cap

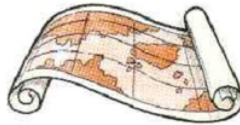


l ap



lap

m ap



map

n ap



nap

Short Vowel a

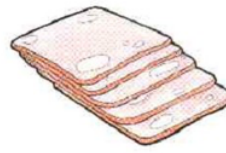
Unit 1



Read and circle.

1

ham



2

cap



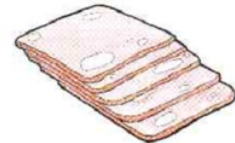
3

lap



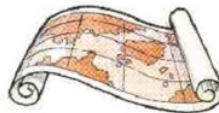
4

ram



5

map



6

dam





6


Unit 1 Short Vowel a

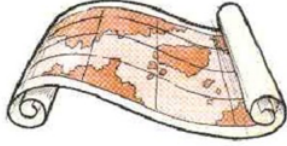



Circle and write.


1  am  
ap  
at  
j \_ \_

2  an  
am  
ap  
n \_ \_

3  ap  
at  
am  
d \_ \_



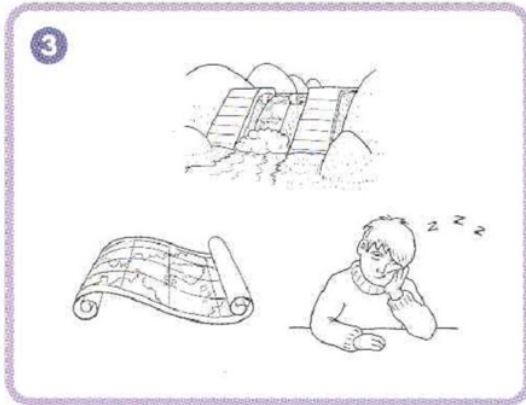

4  an  
ap  
am  
m \_ \_

5  am  
ap  
an  
c \_ \_

6  at  
am  
ap  
h \_ \_




Track 4 Listen and color.





Read and check.




- The ram has a **map**.
- The ram has a **ham**.



- The ram has a **nap**.
- The ram has a **map**.



- The **ram** is on the dam.
- The **ham** is on the dam.



- The jam is on the **map**.
- The jam is on the **lap**.



- A cap is on the **dam**.
- A cap is on the **lap**.



Track 5 Read along!

The ram eats jam.

Oh! The ram has jam on his lap!


The ram has a nap.

Oh! The ram has a nap on his cap!






Trace and write.



ham



ram



dam



jam

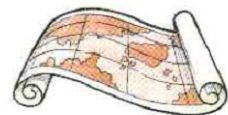
cap



lap



map



nap



Short Vowel a

Unit 1





# Unit 2

## Short Vowel

# a

Learn

Listen and repeat.



a  and n  make an.  
a  and t  make at.



a n an  
a t at

c and an make can.  
b and at make bat.



c an can   
b at bat 

12

Unit 2 Short Vowel a



Track 8

Listen and repeat.

an

can



f an



fan

m an



man

p an



pan

at

bat




c at



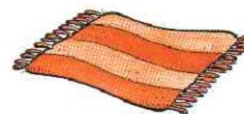
cat

h at



hat

m at



mat

Short Vowel a

Unit 2


13



Read and circle.


1

can



2

mat



3

hat




4

pan



5

man




6

cat







Circle and write.

1  **an**  
**at**  
**am**


b \_ \_

2  **ap**  
**at**  
**an**


f \_ \_

3  **am**  
**an**  
**at**


m \_ \_

4  **an**  
**at**  
**ap**

c \_ \_

5  **am**  
**at**  
**an**






p \_ \_

6  **at**  
**ap**  
**an**

h \_ \_



Track 9 Listen and color.






Read and check.



- A bat is in the **fan**.
- A bat is in the **can**.



- The **pan** is on the mat.
- The **fan** is on the mat.



- The man has a nap on the **mat**.
- The man has a nap on the **hat**.



- The man has a **bat**.
- The man has a **hat**.




- The cat is on the **fan**.
- The cat is on the **man**.



Track 10 Read along!

The cat is on the mat.  
The cat has a hat.  
The cat has a fan.  
Oh! Good-bye hat!





Trace and write.



can



fan



man



pan

bat



cat



hat



mat











# Unit 3

## Short Vowel

e

Learn

Listen and repeat.

e		and	d		make	ed.
e		and	g		make	eg.
e		and	n		make	en.
e		and	t		make	et.







Track 11

e	d	ed	e	g	eg
e	n	en	e	t	et

b	and	ed	make	bed.
l	and	eg	make	leg.
h	and	en	make	hen.
j	and	et	make	jet.



Track 12

b	ed	l	eg	h	en	j	et
bed		leg		hen		jet	
							



Track 13 Listen and repeat.

ed

bed



r ed



red

eg

leg



eg g



egg

en

hen



m en



men

p en



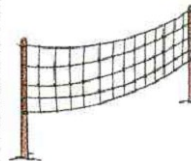
pen

et

jet



n et



net

w et



wet



Read and circle.

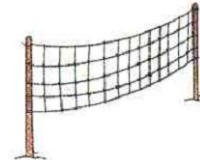
1

bed




2

wet



3

hen



4

leg



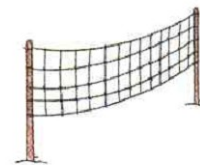

5

jet



6


pen





Circle and write.


1



r \_ \_

et  
ed  
en

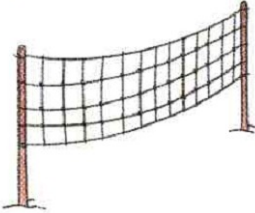
2



m \_ \_

en  
et  
ed


3



n \_ \_

ed  
et  
en


4



b \_ \_

et  
en  
ed


5



p \_ \_

ed  
en  
et

6

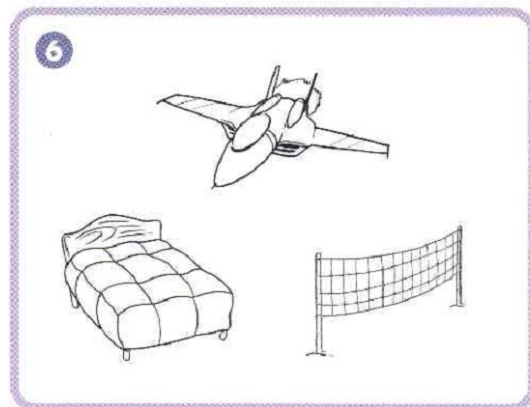


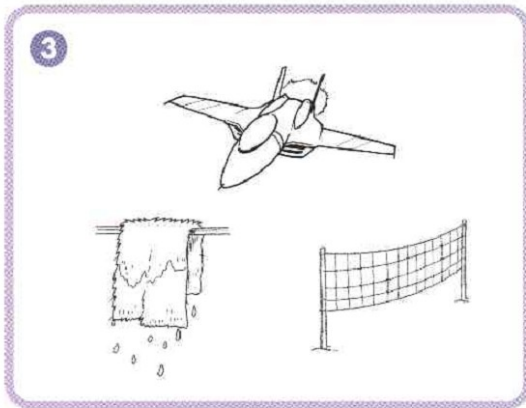




j \_ \_

ed  
en  
et

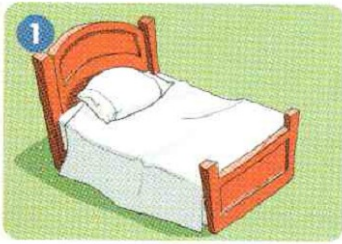


Track 14 Listen and color.

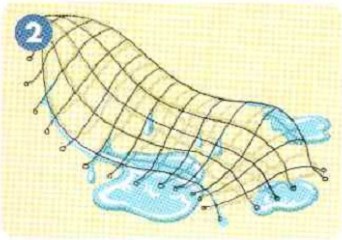




Read and check.



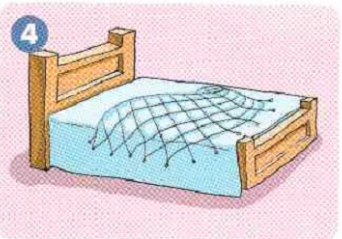
- The bed is **med**.
- The bed is **red**.



- The **net** is wet.
- The **jet** is wet.



- The men have **hens**.
- The men have **pens**.



- The net is on the **bed**.
- The net is on the **leg**.




- The hen has an **egg**.
- The hen has a **jet**.



Track 15 Read along!

The hen has a nap on the red bed.  
The bed is wet!  
The hen is red!

~zzzZ





Trace and write.



bed

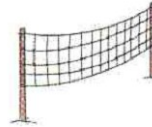


red

leg



egg



hen

jet

men

net

pen









wet

# Unit 4

## Single Letters

### i

Listen and repeat.

i		and	b		make	ib.
i		and	d		make	id.
i		and	g		make	ig.
i		and	n		make	in.







Track 16

i	b	ib	i	d	id
i	g	ig	i	n	in

b	and	ib	make	bib.
l	and	id	make	lid.
p	and	ig	make	pig.
f	and	in	make	fin.



Track 17

b	ib	l	id	p	ig	f	in
bib		lid		pig		fin	
							



Track 18 Listen and repeat.

**ib**

**bib**



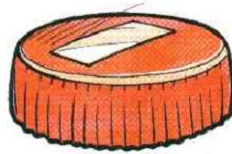
**n ib**



**nib**

**id**

**lid**




**k id**



**kid**

**ig**

**pig**



**w ig**



**wig**

**in**

**fin**




**p in**



**pin**



Find and circle.



p o l i e a f i n i p i



n a l i d o g i f i d i




l i b i b o i p i e n i



p i p g i o i w i g d



p i d a p i n d u p i f



d k a p o p i g i g o d



Write the word.

bib

fin


wig

lid

pig

kid


1




2




3



4



5



6






Track 19 Listen, write and circle.


1

\_\_\_ib



2

\_\_\_in




3

\_\_\_id



4

\_\_\_ig




5

\_\_\_ib



6


\_\_\_in





Read, trace and match.

1 The **pin** is on the **lid**.



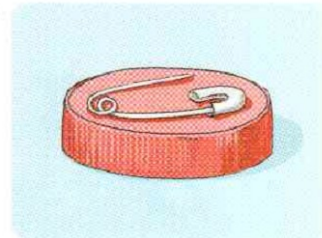
2 The **pig** is on the **nib**.




3 The **kid** has a **pin**.



4 The **pig** has a **bib** and a **wig**.



5 The **kid** is on the **pig**.





Track 20 Read along!

The man has a wig.

What is in the wig?

A fin and a nib are in the wig!

A lid and a pin are in the wig!



34

Unit 4

Short Vowel *i*



Trace and write.



to




no

to



no



pig



wig

fin



pin



Short Vowel *i*

Unit 4






Unit 5

Single Letters

i

Learn

Listen and repeat.




i		and	p		make	ip.
i		and	t		make	it.
i		and	x		make	ix.



i	p	ip
i	t	it
i	x	ix

l	and	ip	make	lip.
h	and	it	make	hit.
s	and	ix	make	six.



l	ip	h	it	s	ix
	lip		hit		six
					



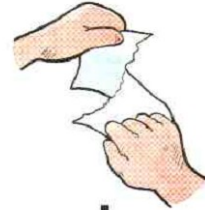
Track 23 Listen and repeat.

ip

lip



r ip



rip

it

hit



s it



sit

ix

six

6

m ix



mix



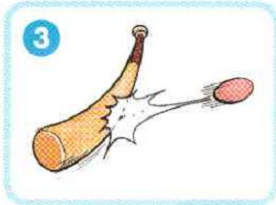
Find and circle.




m i r i p t i m i x i t



r i t i l i p x i t i s



r i p i t l i h i t i x



h i t i m i r i p s i t



s i t i p i s i x i p i




p i s i t i m i x i t i




Write the word.

lip hit rip six sit


1




2



3



4



5

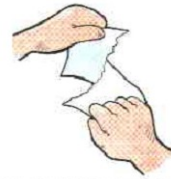




Track 24 Listen, write and circle.

1

\_\_\_ip



2

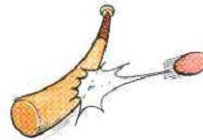
\_\_\_ix

6



3

\_\_\_it



4

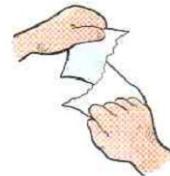
\_\_\_ix

6



5


\_\_\_ip



6

6


\_\_\_it





Read, trace and match.

1 The men **rip** the maps.



2 The men **mix** eggs and ham.



3 The **lips** are red.



4 The **kids** **hit** the pan and the can.



5 The **kid** has **six** eggs.





Track 25 Read along!

The pig has red lips.  
The kid sits with a bib.  
They hit and mix six eggs.






Trace and write.



ip



rip

hit



sit



6

six




mix

# 1 REVIEW

Chant



Track 26 Let's chant!



The ram has a ham.  
The ram has a can.  
The ram has a cap.  
The ram has a bat.

The hen has a pen.  
The hen has a bed.  
The hen has an egg.  
The hen has a jet.

The pig has a wig.  
The pig has a lid.  
The pig has a fin.  
The pig has a bib.



44



Review 1

Short Vowel: a/e/i



How to play

(See page 101.)

1. Each team has the same number of flash cards and spreads them on the table.
2. Throw the dice, move the counter and look at the word part where the counter stops. If there is a card that matches with the word part (eg. cat for -at), put down the card in the square on the board and say the word.
3. If the counter stops on **Switch**, switch the counter with the other team's. If the counter stops on , take a card from the pile and say the word. If the counter stops on , put down a card and say the word.
4. The object of the game to put all the cards down first.

# 1 REVIEW

Read & Do



Write the letters and find an answer.



h    \_\_\_\_\_    m



\_\_\_\_\_    i    p



l    \_\_\_\_\_    g



b    e    \_\_\_\_\_



\_\_\_\_\_    i    t



m    \_\_\_\_\_    n



b    a    \_\_\_\_\_

What does it make?

\_\_\_\_\_

46

Review 1 Short Vowel a/e/i



Read and write the answer.


1 The man is on the dam  
and the cat is on the mat.



2 The ram likes eggs  
and the kid likes jam.



3 The hen can see the bat  
and the pig can see the bed.



1 Where is the cat?

The cat is on the \_\_\_\_\_.

2 Who likes jam?

The \_\_\_\_\_ likes jam.

3 Who can see the bat?

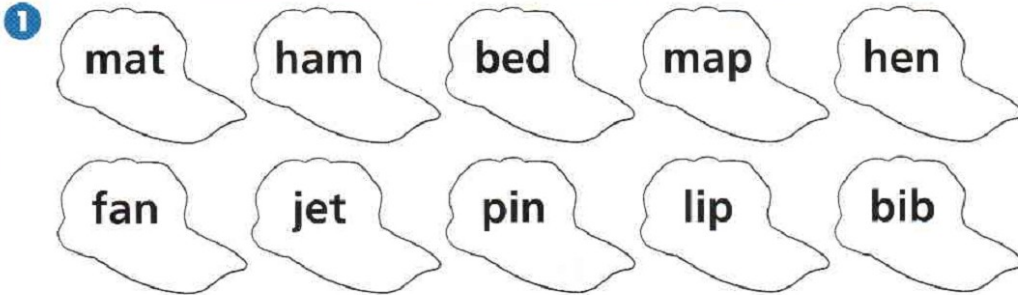
The \_\_\_\_\_ can see the bat.

# 1 REVIEW

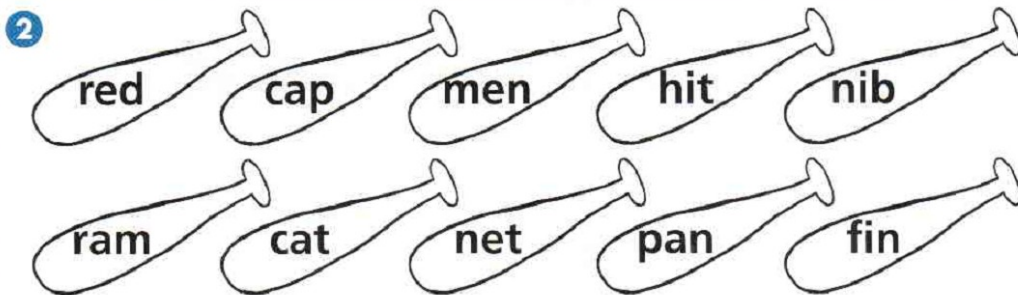
Listen & Do




Track 27 Listen and color.



How many caps are colored? \_\_\_\_\_ caps



How many bats are colored? \_\_\_\_\_ bats
















How many cans are colored? \_\_\_\_\_ cans


48

Review 1 Short Vowel a/e/i




Track 28 Listen and circle.

- 1 The cat sits on the  .
- 2 The pig has a  .
- 3 The **6**  eggs are on the pan.
- 4 The   is on the dam.
- 5 The jam is in the  .
- 6 The man has a  .
- 7 The red   has an egg.



The cat sees the jet.  
The cat has a pan, a net, and a fan.  
He sits in the pan.  
The cat goes over the pig and the ram.  
He goes over the man with the cap.



He goes over the dam.  
The cat sees a bat.  
He hits the bat! The net rips!  
The bat and the cat are wet.

Short Vowel a/e/i

Review 1

51









# Unit 6

## Short Vowel o



Learn

Listen and repeat.

o		and	g		make	og.
o		and	p		make	op.
o		and	t		make	ot.
o		and	x		make	ox.







Track 30

o	g	og	o	p	op
o	t	ot	o	x	ox

d	and	og	make	dog.
h	and	op	make	hop.
p	and	ot	make	pot.
b	and	ox	make	box.



Track 31

d	og	h	op	p	ot	b	ox
dog		hop		pot		box	
							

52

Unit 6 Short Vowel o



Track 32 Listen and repeat.

og

dog



j og



jog

l og



log

op

hop




m op



mop

t op



top

ot

pot



h ot



hot


d ot



dot

ox

box



f ox



fox

ox



ox



Find and circle.

box

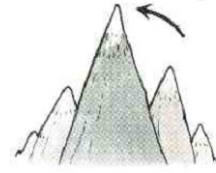

hot

top

jog

dot

hop





b	m	d	h	o	p
t	o	p	o	k	n
b	d	o	t	i	j
l	o	g	a	j	o
r	q	x	f	e	g





Write the word.



1 \_\_\_\_\_  
-----  
\_\_\_\_\_

2 \_\_\_\_\_  
-----  
\_\_\_\_\_

3 \_\_\_\_\_  
-----  
\_\_\_\_\_

4 \_\_\_\_\_  
-----  
\_\_\_\_\_

5 \_\_\_\_\_  
-----  
\_\_\_\_\_

6 \_\_\_\_\_  
-----  
\_\_\_\_\_



Track 33 Listen, write and match.

1

Handwriting practice lines (top, dashed middle, bottom) with a small dot on the right.

2

Handwriting practice lines (top, dashed middle, bottom) with a small dot on the right.

3

Handwriting practice lines (top, dashed middle, bottom) with a small dot on the right.

4


Handwriting practice lines (top, dashed middle, bottom) with a small dot on the right.

5

Handwriting practice lines (top, dashed middle, bottom) with a small dot on the right.

6

Handwriting practice lines (top, dashed middle, bottom) with a small dot on the right.





Read, circle and write.



1

The \_\_\_\_\_ is in the box.

dog  
fox  
log



2

The men \_\_\_\_\_ on the box.

top  
hop  
pot



3

The dog has a \_\_\_\_\_ pot.

hot  
dot  
ox



4

A dog is on the \_\_\_\_\_.

top  
log  
dot



5

The fox and the ox are  
on the \_\_\_\_\_.

fox  
box  
ox




Track 34 Read along!

**Fox jogs.**

**She sits on a log. She is hot.**

**She sits under the ox.**

**She is not hot.**






Trace and write.



dog



hop

jog

mop

log

top



pot

box

hot

fox

dot

ox

# Unit 7

## Short Vowel

# U

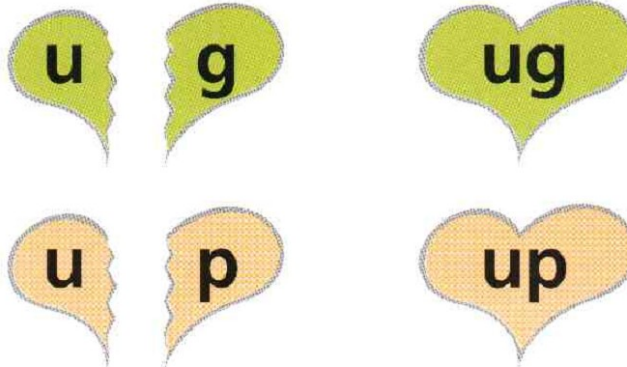
Learn

Listen and repeat.

u  and g  make ug.  
u  and p  make up.



Track 35



b and ug make bug.  
c and up make cup.



Track 36



60

Unit 7 Short Vowel u



Track 37 Listen and repeat.

ug

bug



h ug



hug

j ug



jug

r ug




rug

up

cup



p up



pup

up





up

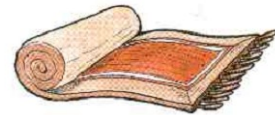


Find and circle.

pup hug cup bug up jug rug




o	c	e	n	j	l
f	u	b	h	u	g
r	p	u	p	g	d
m	u	c	a	u	p
b	u	g	i	k	j





Write the word.



1 \_\_\_\_\_  
-----  
\_\_\_\_\_

2 \_\_\_\_\_  
-----  
\_\_\_\_\_

3 \_\_\_\_\_  
-----  
\_\_\_\_\_

4 \_\_\_\_\_  
-----  
\_\_\_\_\_

5 \_\_\_\_\_  
-----  
\_\_\_\_\_

6 \_\_\_\_\_  
-----  
\_\_\_\_\_



Track 38 Listen, write and match.

1 \_\_\_\_\_



2 \_\_\_\_\_

3 \_\_\_\_\_

4 \_\_\_\_\_

5 \_\_\_\_\_

6 \_\_\_\_\_






Read circle and write.




The \_\_\_\_\_ has a jug.  
 up  
 pup  
 cup



The \_\_\_\_\_ is up in the sky.  
 rug  
 bug  
 hug



The pup is under the \_\_\_\_\_.  
 jug  
 rug  
 bug




The bugs \_\_\_\_\_.  
 hut  
 hug  
 hop



The pup has a \_\_\_\_\_.  
 cup  
 pup  
 up



Track 39 Read along!



Six bugs go over the jug.  
Oh! One bug is in the jug!  
The bug goes up.  
The six bugs hug.



Trace and write.



bug



hug



jug




rug

cup



cup



cup



Short Vowel u





Unit 7

## Unit 8

## Short Vowel


## u

Listen and repeat.

u  and n  make un.  
 u  and t  make ut.



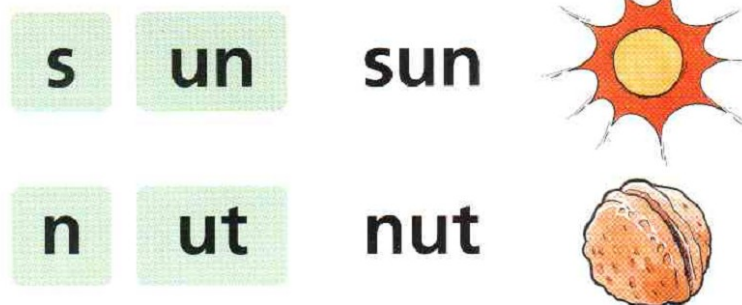
Track 40



s and un make sun.  
 n and ut make nut.



Track 41

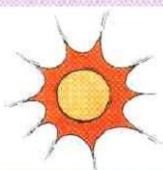




Track 42 Listen and repeat.

un

sun



b un



bun

r un



run

g un



gun

ut

nut



h ut



hut

c ut





cut



Find and circle.

sun bun run gun nut hut cut

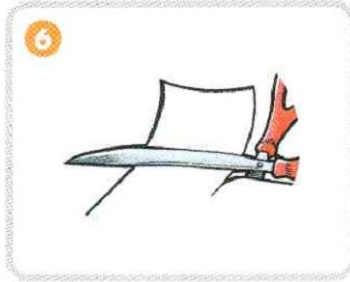



i	c	u	t	r	k
n	s	f	h	u	t
u	g	u	j	n	e
t	b	u	n	m	l
a	d	n	g	u	n





Write the word.



1

Blank handwriting lines for word 1.

2

Blank handwriting lines for word 2.

3

Blank handwriting lines for word 3.

4

Blank handwriting lines for word 4.

5

Blank handwriting lines for word 5.

6

Blank handwriting lines for word 6.



Track 43 Listen, write and match.

1

Handwriting lines for item 1: a solid top line, a dashed middle line, and a solid bottom line.

2

Handwriting lines for item 2: a solid top line, a dashed middle line, and a solid bottom line.

3

Handwriting lines for item 3: a solid top line, a dashed middle line, and a solid bottom line.

4



Handwriting lines for item 4: a solid top line, a dashed middle line, and a solid bottom line.

5

Handwriting lines for item 5: a solid top line, a dashed middle line, and a solid bottom line.

6

Handwriting lines for item 6: a solid top line, a dashed middle line, and a solid bottom line.






Read, circle and write.




The \_\_\_\_\_ is up in the sky.  
run  
sun  
bun



The pups \_\_\_\_\_ to the hut.  
run  
gun  
sun



The nuts are on the \_\_\_\_\_.  
bun  
run  
sun



The bugs \_\_\_\_\_ the nut.  
hut  
cat  
cut



The \_\_\_\_\_ is on the hut.  
bun  
gun  
sun



Track 44 Read along!

The pup cuts the bun.  
Oh! The bun is a bug's hut!  
The bug runs. Sorry, bug!





Trace and write.



sun



bun



run



gun

nut



hut



cut



Short vowel **u**

Unit 8

## 2 REVIEW



Track 45 Let's chant!

A dog on the log.  
A mop on the top.  
A dot on the pot.  
A fox on the box.



A bug on the rug.  
A pup on the cup.  
A bun on the gun.  
A nut on the hut.





### Three Letters Race

Play

	og	op	of	ox	ug	un	up	uf
b	start							finish
c								
d								
g								
h								
j								
m								
p								
f								

Three Letters Race

1. Throw the dice and move the counter. 2. Read the three letter word where the counter stops by combining the beginning letter in the vertical line and the ending letters in the horizontal line. 3. If there is a picture where the counter stops, get 1 point. 4. Any team which gets to Finish first gets 2 points and ends the game. 5. The object of the game is to have more points than the other team when the game is finished.

### How to play

(See page 102.)

1. Throw the dice and move the counter.
2. Read the three letter word where the counter stops by combining the beginning letter in the vertical line and the ending letters in the horizontal line. If there is a picture where the counter stops, get 1 point.
3. Any team which arrives **Finish** first gets 2 points and ends the game.
4. The object of the game is to have more points than the other team when the game is finished.

# 2 REVIEW

Read & Do



Write the letters and find an answer.



f    \_\_\_\_\_  
          -----  
          \_\_\_\_\_



          \_\_\_\_\_  
          -----  
          \_\_\_\_\_

u    t



          \_\_\_\_\_  
          -----  
          \_\_\_\_\_

l    g



p    o    \_\_\_\_\_  
          -----  
          \_\_\_\_\_



          \_\_\_\_\_  
          -----  
          \_\_\_\_\_

o    g



          \_\_\_\_\_  
          -----  
          \_\_\_\_\_

f    x



j    u    \_\_\_\_\_  
          -----  
          \_\_\_\_\_

What does it make?

\_\_\_\_\_


78

Review 2 Short Vowel o/u



Read and write the answer.


1 The dog hugs the pup  
and the kid hugs the ram.



2 The pig runs to the hut  
and the bug runs to the nut.



3 The fox is on the rug  
and the ox is on the box.



1 Who hugs the pup?

The \_\_\_\_\_ hugs the pup.

2 Who runs to the nut?

The \_\_\_\_\_ runs to the nut.

3 Where is the fox?


The fox is on the \_\_\_\_\_.

## 2 REVIEW




Track 46 Listen and color.

1




How many buns are colored? \_\_\_\_\_ buns

2



How many cups are colored? \_\_\_\_\_ cups

3

















How many boxes are colored? \_\_\_\_\_ boxes

80

Review 2 Short Vowel o/u




Track 47 Listen and circle.

- 1 The   is in the box.
- 2 The bug has a red  .
- 3 The   is in the hot pot.
- 4 The rug and the   are wet.
- 5 The   is in the hut.
- 6 The   has a gun.
- 7 The men have a  .



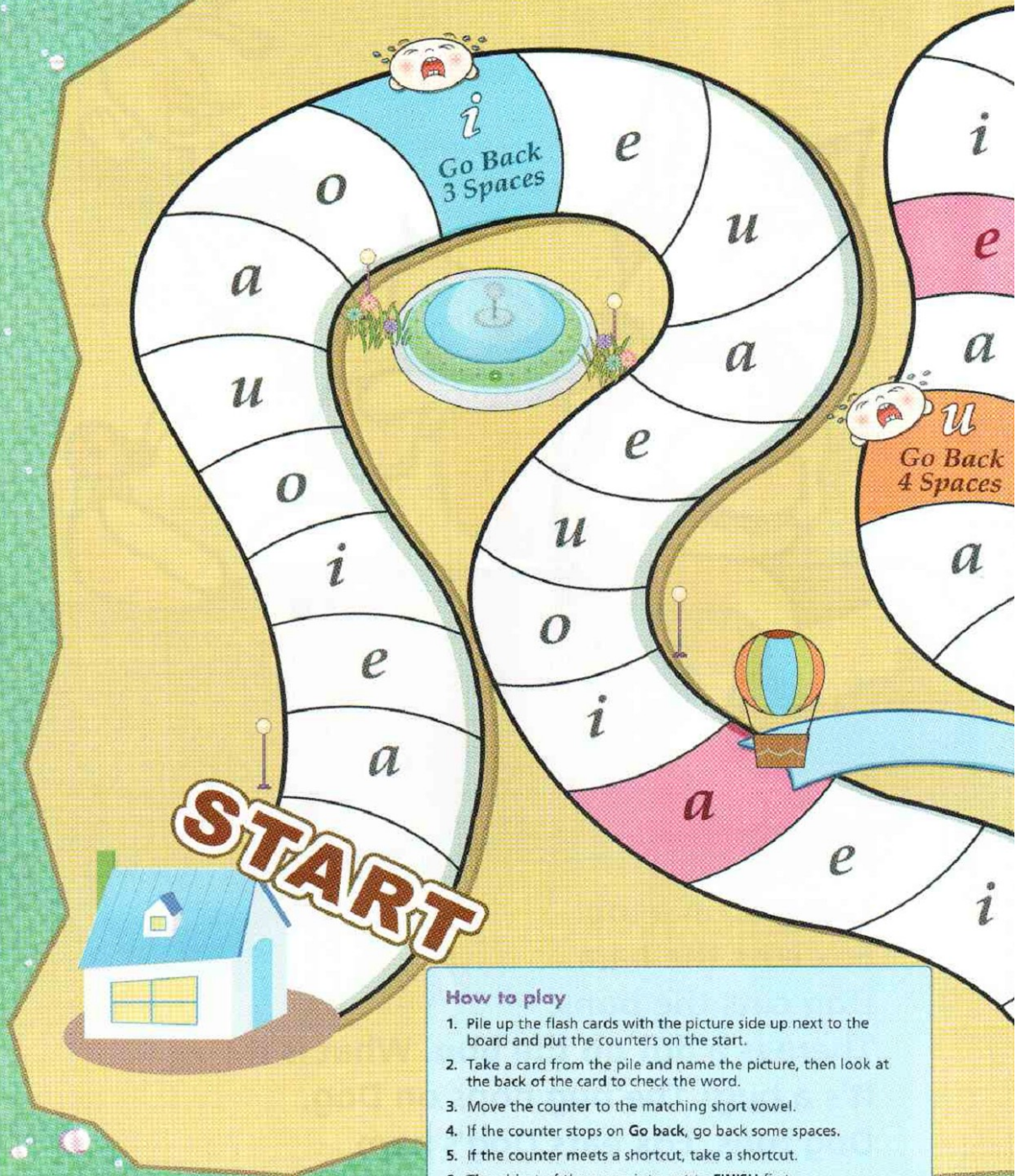
Fox and dog jog to the dam.  
Fox has jug and a pot  
There is ham in the pot.  
Dog has a cup and a box.  
There are buns in the box.



They sit on a log.  
Fox cuts the ham.  
Dog cuts the buns.  
There is a dot on the bun. What is it?  
It's a bug! The bug hops on Dog.  
Dog runs. Fox eats Dog's ham.

# CHALLENGE

Play

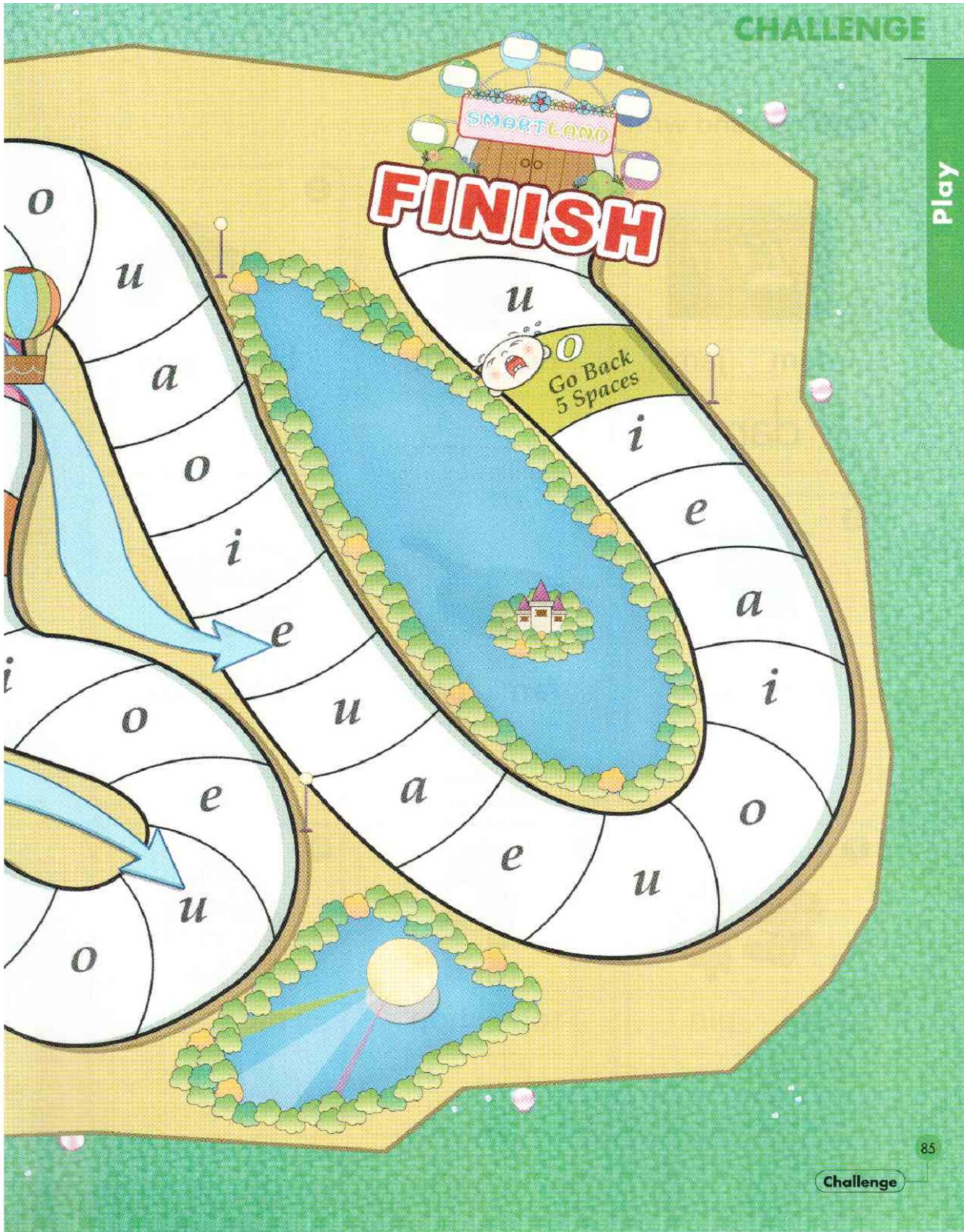


### How to play

1. Pile up the flash cards with the picture side up next to the board and put the counters on the start.
2. Take a card from the pile and name the picture, then look at the back of the card to check the word.
3. Move the counter to the matching short vowel.
4. If the counter stops on **Go back**, go back some spaces.
5. If the counter meets a shortcut, take a shortcut.
6. The object of the game is to get to **FINISH** first.

84

Challenge



# CHALLENGE



Circle and write.

1



dam jam

dam

2



nut hut

3



bun gun

4



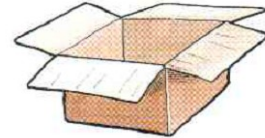
net wet

5




fan pan

6



box ox

7



fin pin

8



top hop


9



nib bib



Read and write.




fan      mat      cat

The cat is on the mat.

The fan has a hat.

The cat has a tail.

Oh! Good-bye hat!



mix      red      kid

The pig has red lips.

The girl sits with a bib.

They hit and mix six eggs.



hut      pup      bug

The dog cuts the bun.

Oh! The bun is a bug's hut!

The bug runs. Sorry, bug!

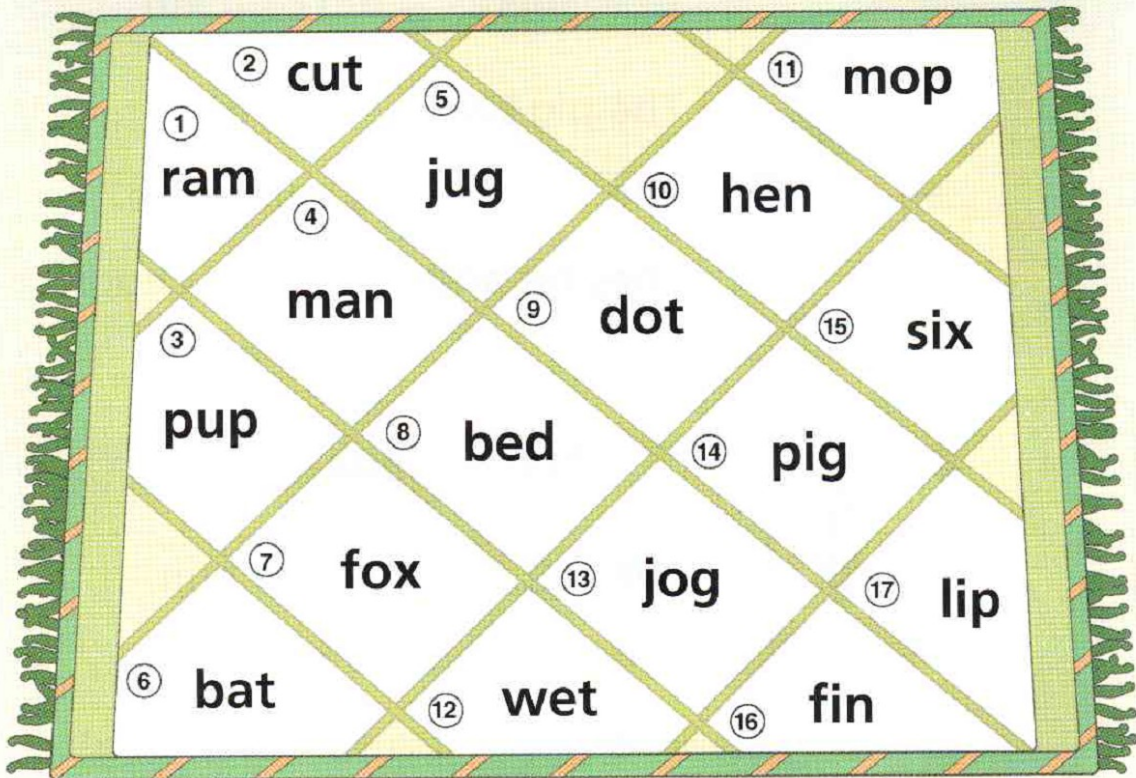
# CHALLENGE

Listen & Do



Track 49

Listen and color the right word.




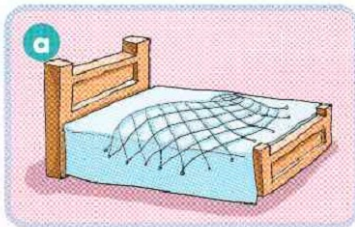
88

Challenge



Track 50 Listen, write and find a picture.

- 1 The ram has a ham.
- 2 The \_\_\_\_\_ is on the bed.
- 3 The kid has a \_\_\_\_\_.
- 4 The men \_\_\_\_\_ the maps.
- 5 The dog has a \_\_\_\_\_ pot.
- 6 The pups \_\_\_\_\_ to the hut.



## CHALLENGE



Track 51 Read along!


Story

Ram mops. He is hot.  
He has a nap on the red rug...

Ram has a gun. Pig has a map.  
They go to the hut.



Challenge



They see a box.  
Ram hits the lid.  
In the box are ten cups.  
Pig and Ram hug.

Ram wakes up.  
What is under the rug? It is a cup?  
It's a nut.

# TEST



Track 52 Listen and check the right word. (1~3)

e.g.



a cap

b leg

c cat

1




a bed

b pen

c red

2




a dot

b dog

c bun

3



a pig





b fin

c pin







Track 53 Listen and check the right word. (4~6)





e.g.






4



5



6



# TEST

Part 1



Track 54

Listen and check the right word. (7~9)


e.g.

**-an**



7

**-ip**



8

**-un**



9

**-et**



94

Test



Track 55

Listen and write the missing letters. (10~12)

e.g.

j a m

10



t \_ \_

11



m \_ \_

12



l \_ \_



Track 56

Listen and check the right word. (13~15)

e.g.

A cat is on the  a mat. b hat. c bat.

13

A pen is in the  a six. b box. c fox.

14

A  a dam is on the map. b ham c ram

15

The hen has  a ten eggs. b red c six

95

Test

# TEST



Check the right word for the picture. (16~18)

e.g.



a bat

b hat

c bed

16



a man

b men

c pan

17




a hop

b hot

c mop

18



a cup

b hug

c pup



Check the word which rhymes with the picture. (19~21)

e.g.



pan

b ten

c ham

19




a bib

b red

c net

20




a up

b nib

c box

21



a bun

b hut

c rug

TEST



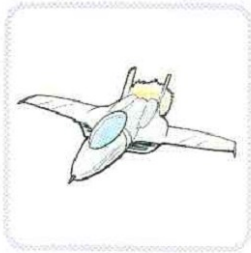
Write the word for the picture. (22~27)

e.g.



ham

22



\_\_\_\_\_

-----

\_\_\_\_\_

23



\_\_\_\_\_

-----

\_\_\_\_\_

24




\_\_\_\_\_

-----

\_\_\_\_\_

25



\_\_\_\_\_

-----

\_\_\_\_\_

26




\_\_\_\_\_

-----

\_\_\_\_\_

27



\_\_\_\_\_

-----

\_\_\_\_\_



Write the missing word for each sentence. (28~30)

e.g.



The men hop on the box.

28



The kids hit the \_\_\_\_\_ and  
the can.

29



The \_\_\_\_\_ has a bib and a  
wig.

30





The bugs cut the \_\_\_\_\_.

Test

99

## 게임 방법

### Cats' Cards (Review 1)

1. 두 팀으로 나눈 다음 각 팀이 같은 수의 카드를 나눠 갖고 그 카드를 자기 팀 근처의 탁자 위에 펼쳐놓는다.
2. 두 팀이 교대로 주사위를 던져 주사위 수만큼 말을 옮긴 다음 말이 도착 한 곳의 글자를 읽는다. 자기 팀이 가진 카드 중에서 이 글자와 같은 글자를 가진 단어가 있으면 (예, at-cat) 게임보드 안에 있는 네모 칸에 내려놓는다.
3. 만약 말이 Switch에 도착하게 되면 자기 팀의 말을 상대방의 말과 바꿔놓는다. 만약 말이 에 도착하게 되면 보드 안에 쌓아놓은 카드 중에서 한 장을 가져가며 그 단어를 말한다. 만약 말이 에 도착하게 되면 아무 카드나 한 장을 내려놓으며 그 단어를 말한다.
4. 카드를 모두 버리는 팀이 이긴다.

### Three Letters Race (Review 2)

1. 두 팀으로 나눈 다음 교대로 주사위를 던져 말을 이동시킨다.
2. 말이 도착한 곳에서 가로축의 한 개의 첫 글자와 세로축의 두 개의 끝 글자를 합하여 세 글자 단어를 만들어 읽는다. 말이 도착한 곳에 그림이 있을 경우 1점을 얻는다.
3. Finish에 먼저 도착하는 팀이 2점을 얻고 게임을 끝낸다.
4. 게임이 끝났을 때 점수가 많은 팀이 이긴다.









### Short Vowel Adventure (Challenge)

1. 카드를 그림이 위로 오게 해서 게임보드 옆에 쌓아두고 각 팀의 말을 Start에 놓는다.
2. 쌓아놓은 카드 중에서 한장을 뽑아 그림을 보고 단어를 말한 다음 뒷면을 보고 단어를 확인한다.
3. 말을 가장 가까이 있는 해당 단모음으로 이동시킨다.
4. 말이 Go Back에 도착하면 지시하는 수만큼 뒤로 옮긴다.
5. 말이 지름길에 도착하면 지름길로 갈 수 있다.
6. Finish에 먼저 도착하는 팀이 이긴다.

### Answer Key for Test

23. wig 24. map 25. hen 26. bat 27. box 28. pan 29. pig 30. nut  
13. b 14. c 15. c 16. b 17. a 18. c 19. b 20. c 21. b 22. jet  
1. c 2. b 3. c 4. a 5. b 6. c 7. a 8. b 9. c 10. en 11. ix 12. id

*Cats' Cards*

ib	ig	en					 Finish	
ed		an	id				ix	
ap			eg				id	
am  Start			in				an	
			et				et	
		ip 					ix	
an	at	am	 Take 1 card					
it			 Drop 1 card				am	
ed	CARD							et
ap								en
 Switch								at
en								in
ig 	ip	eg	ib	at			ap	

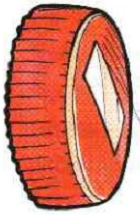
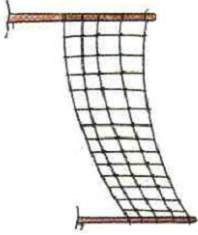



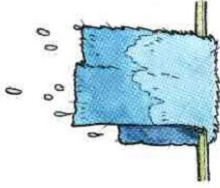


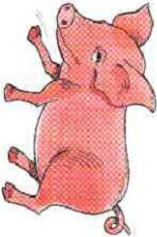
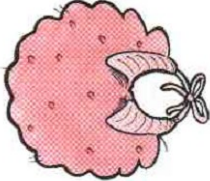





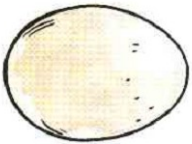
	og	start							
b									
c									
d									
g									
h									
j									
m									
p									
r									
ot									
op									
ox									
ug									
un									
up									
ut									

Three Letters Race

<b>hut</b>			
<b>cut</b>			

<b>jam</b>	<b>dam</b>	<b>ram</b>	<b>ham</b>
<b>nap</b>	<b>map</b>	<b>lap</b>	<b>cap</b>
<b>pan</b>	<b>man</b>	<b>fan</b>	<b>can</b>
<b>mat</b>	<b>hat</b>	<b>cat</b>	<b>bat</b>





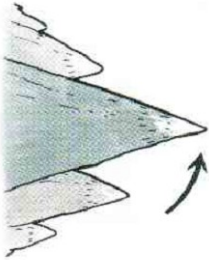



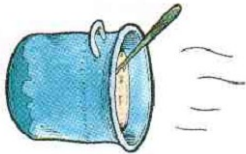


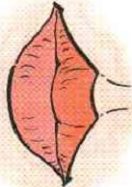




# Picture Cards

Use these picture cards for playing games.

<b>egg</b>	<b>leg</b>	<b>red</b>	<b>bed</b>
<b>jet</b>	<b>pen</b>	<b>men</b>	<b>hen</b>
<b>nib</b>	<b>bib</b>	<b>wet</b>	<b>net</b>
<b>wig</b>	<b>pig</b>	<b>kid</b>	<b>lid</b>


Picture Cards

Use these picture cards for playing games.

<b>rip</b>	<b>lip</b>	<b>pin</b>	<b>fin</b>
<b>mix</b>	<b>six</b>	<b>sit</b>	<b>hit</b>
<b>hop</b>	<b>log</b>	<b>jog</b>	<b>dog</b>
<b>hot</b>	<b>pot</b>	<b>top</b>	<b>mop</b>


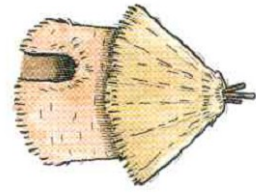
Picture Cards



Use these picture cards for playing games.


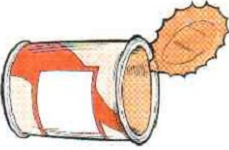

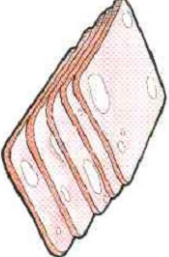











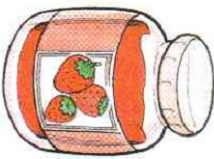
<b>ox</b>	<b>fox</b>	<b>box</b>	<b>dot</b>
<b>rug</b>	<b>jug</b>	<b>hug</b>	<b>bug</b>
<b>sun</b>	<b>up</b>	<b>pup</b>	<b>cup</b>
<b>nut</b>	<b>gun</b>	<b>run</b>	<b>bun</b>

# Picture Cards



Use these picture cards for playing games.

Picture Cards

Use these picture cards for playing games.