

Footprints
Pupils Book

Footprints 1


Pupil's Book

Contents

- My birthday pogs 5
- My classroom pogs 2
- My birthday pogs 5
- My toys pogs 5
- My clothes pogs 7
- Food & 1 like pogs 8
- My family pogs 9
- Christmas pogs 9
- Easter pogs 11
- Father's Day pogs 18
- Mother's Day pogs 13

Carol Read


Carol Read



MACMILLAN

Footprints 1

Pupil's Book



 MACMILLAN

Carol Read

WITH
Portfolio
Stories & Songs CD
CD-ROM

Footprints

EL DE PROMOCION
PROHIBIDA SU VENTA

Pupil's Book

	Language summary	page 3
	Introduction	page 4
	1 My birthday	page 6
	2 My classroom	page 14
	3 My body	page 22
	4 My clothes	page 30
	5 Food I like	page 38
	6 My toys	page 46
	7 My family	page 54
	8 My pets	page 62
	9 Treasure!	page 70
	Christmas	page 78
	Easter	page 79
	Father's Day	page 80
	Mother's Day	page 80

Carol Read


MACMILLAN



Introduction

Lesson 1

 Listen and sing the song.

What's your name?
Please tell me.
I'm Alex. I'm Alex.
Be friends with me.

I'm Katie.

I'm Frodo.

I'm Pip.

I'm Squeak.



 Listen and draw.



Play a game.



One ... two ... three ... window!




Lesson 2



Listen and point.

Who's this?

It's Little Red Riding Hood.



Listen and sing the song.

Red, orange, yellow
Green, purple, blue
Look for the rainbow
Please come too!

1 My birthday

Lesson 1




Follow the footprints.



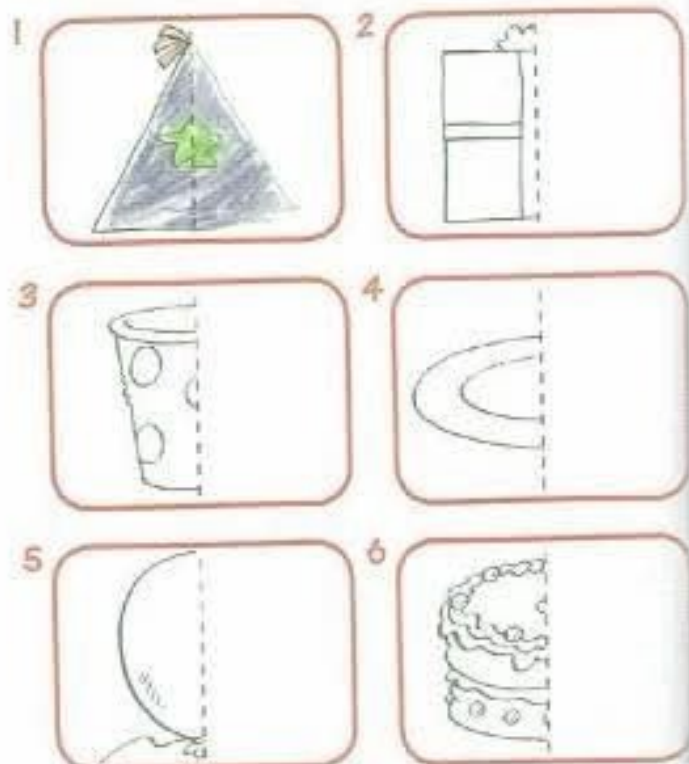
Listen and sing the song.

A card, a balloon
A present and a hat
A cake with candles
On the mat!

A biscuit, a sandwich
A cup and a plate
Come to the party
Don't be late!



Draw, colour and say.




Hat!

Lesson 2



Listen and act out the story.

The birthday cake



Lesson 3



Listen and circle.

1



4 5 6

2



5 6 7

3



6 7 8

4



7 8 9

5



8 9 10



Make and play with the finger puppets. (Activity Book page 79)



Lesson 4



Listen and say the rap.



One, two, three.
Guess with me.
Are you a boy?
Are you a girl?
Are you six?
Are you seven?

No, I'm not.
Yes, I am.
No, I'm not.
Yes, I am.
Yes, yes, yes! Yes, I am.



Play a game.



Are you a boy?

Yes, I am.

Are you seven?

No, I'm not.



Listen and say.

Frodo's
word fun



Cake!



Hat!



Do you recognise the shapes?



Lesson 5

  Read, match and listen.

This is a square.



This is a triangle.



This is a rectangle.



This is a circle.



present



hat



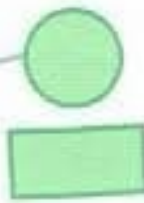
card



biscuit



cake



sandwich

Play a game.



the world around you!




Lesson 6

Maths

Play a game.



 Look, count and write.



squares triangles rectangles circles



Culture corner

Lesson 7



Listen and sing the song.

Happy birthday to you
Happy birthday to you
Happy birthday, dear Squeak
Happy birthday to you!



Remember!
Say 'Thank you' when
people give you things!



Listen and play *Pass the present!*

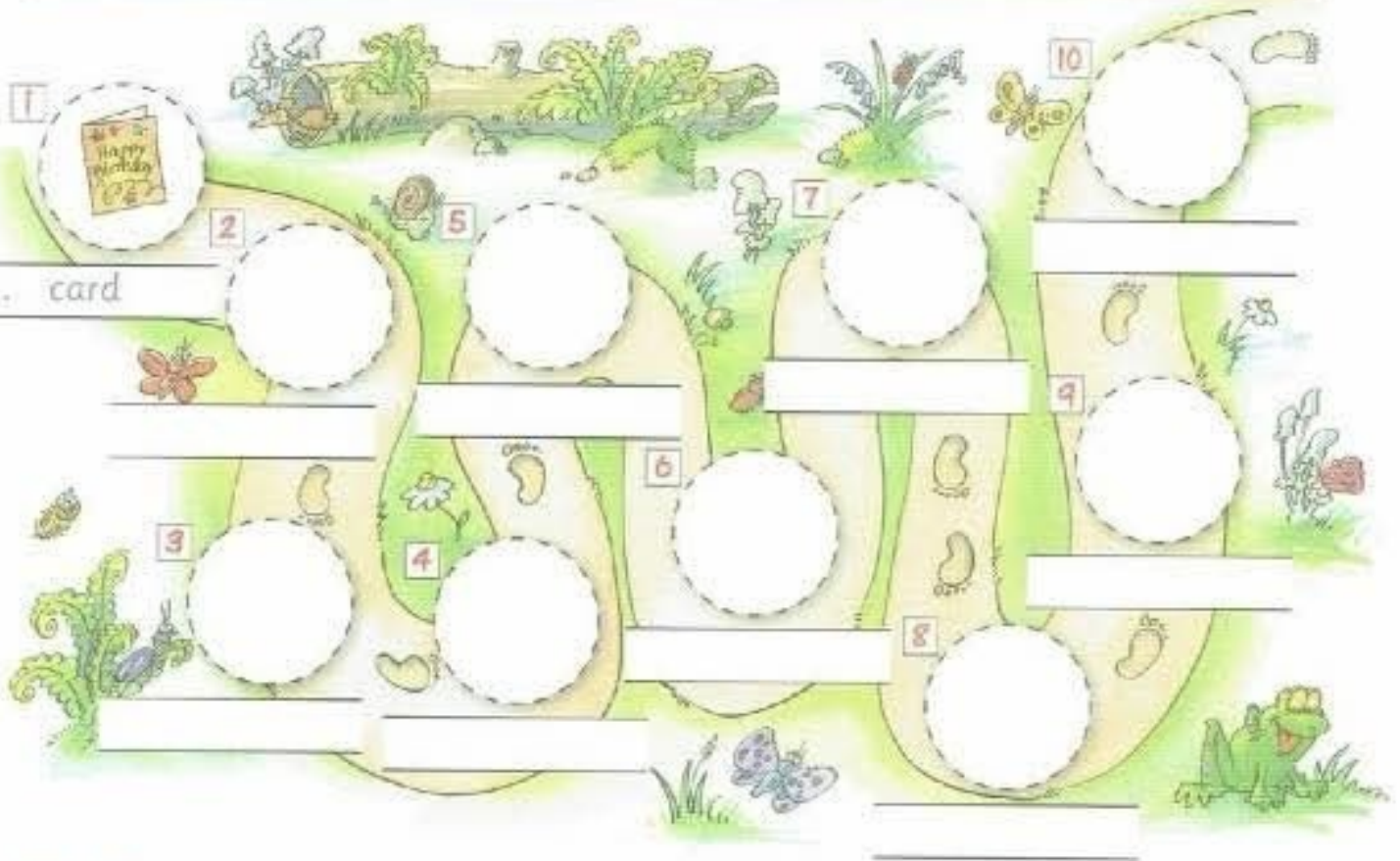


Lesson 8



Listen and put on the stickers. Write the words.

sandwich present hat plate cake candle biscuit ~~card~~ cup balloon



Listen, read and match.

1 How old are you?

Yes, I am.

2 Are you six?

Yes, I am.

3 Are you nine?

4 Are you eight?

5 How old are you?

I'm eight.

No, I'm not.


I'm seven.

2 My classroom

Lesson 1



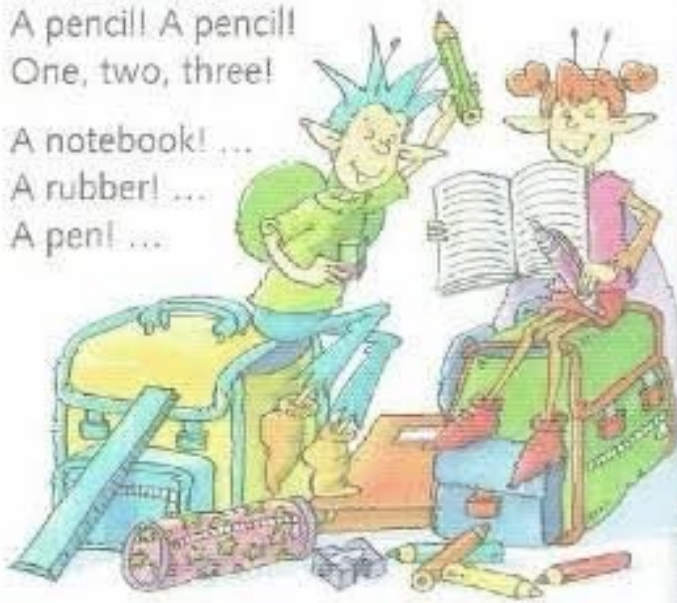
Follow the footprints.



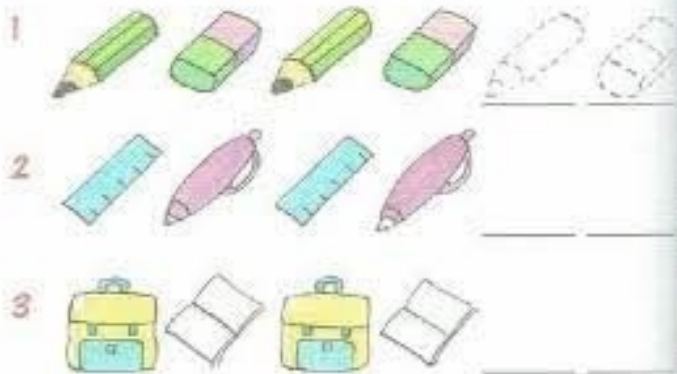
Listen and sing the song.

Listen, listen
Look and see
A pencil! A pencil!
One, two, three!

A notebook! ...
A rubber! ...
A pen! ...



Look, draw and say.



Pencil, rubber, pencil, ...



Lesson 2



Listen and act out the story.



The hungry wolf

Lesson 3



Read, draw and act out.



Make and play with the picture cards. (Activity Book page 81)



Lesson 4



Listen and sing the song.

Can I have the rubber, please?
Can I have the rubber, please?
Can I have the rubber, please?
Here you are.
Thank you!

Can I have the pencil, please? ...
Can I have the ruler, please? ...
Can I have the pencil sharpener, please? ...



Play a game.

Number 7! Can I have the ruler, please?

Here you are!

Thank you!



Listen and say.

**Frodo's
word fun**



A pink pen in a purple pencil case!

Can I have the please? Here you are. Thank you.

Lesson 4 Communication, grammar and pronunciation

What's the difference between wood and plastic?

Lesson 5



Read, circle and listen.



Wood is from trees.
Wood is natural.
Wood is brown.
Wood is hard.



Plastic is not natural.
Plastic is different colours.
Plastic is hard or soft.



This pencil case is

plastic.
wood.



This chair is

plastic.
wood.



This pencil is

plastic.
wood.



This ruler is

plastic.
wood.

Play a game.



the world around you!



Lesson 6

Play a game.



Science

Draw and say.

It's plastic.

It's wood.



My ruler is plastic!



My pencil is wood!



Culture Corner

Lesson 7



Listen and act out the rhyme.

One, two, three, four
Please come in and close the door
Five, six, seven, eight
Hurry now, You're very late!



Remember!
Say 'Sorry' if you're late!



Play *Paper, stone, scissors!*

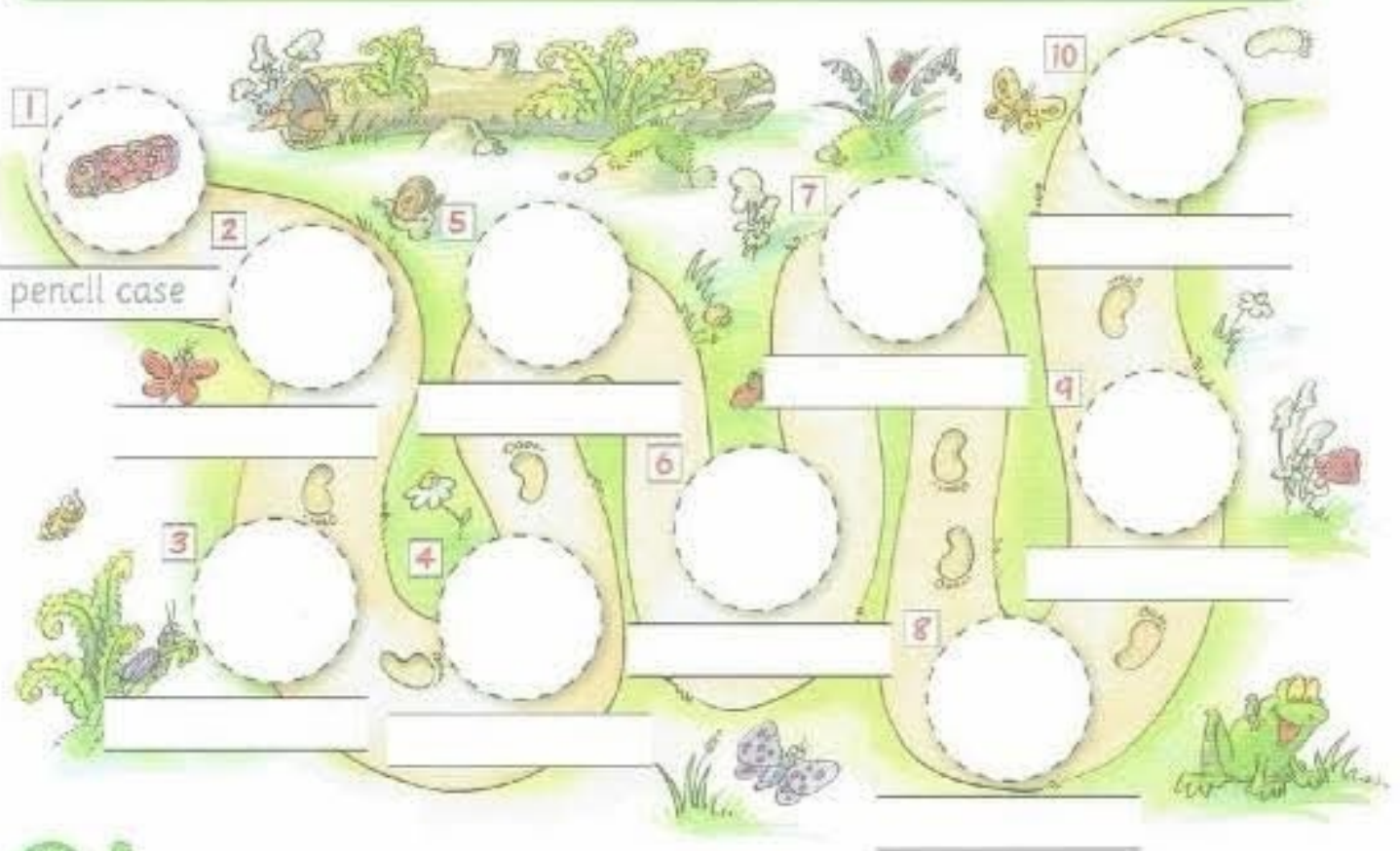


Lesson 8



Listen and put on the stickers. Write the words.

pen pencil rubber ruler crayon notebook ~~pencil case~~
school bag file pencil sharpener



Listen, read and match.



1 Can I have the rubber, please?

2 What's this?

3 What's this?

4 What's this?

5 Can I have the pencil case, please?

It's a ruler. It's plastic.

Yes! Here you are.


Yes! Here you are.

It's a chair. It's wood.

It's a school bag.

3 My body

Lesson 1

 Follow the footprints.



 Listen and say the rap.

One head, one mouth
One nose, one chin
Two ears, two eyes
Two arms, two legs
Ten fingers and
ten toes!



 Look, draw and say.




One nose!
Two arms!

Lesson 2



Listen and act out the story.

The long nose




Follow the footprint!
Find Jack and the
beanstalk!

Lesson 2



Listen and act out the story.

The long nose



Oh, thank you! Goodbye!

Follow the footprints!
Find Jack and the beanstalk!

Lesson 3

Play a game.



Make and play with the *My Little Body Book*. (Activity Book page 83)



Lesson 4

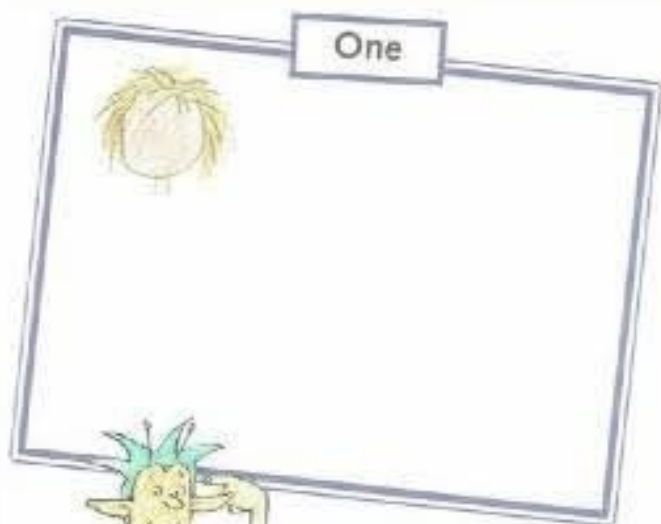
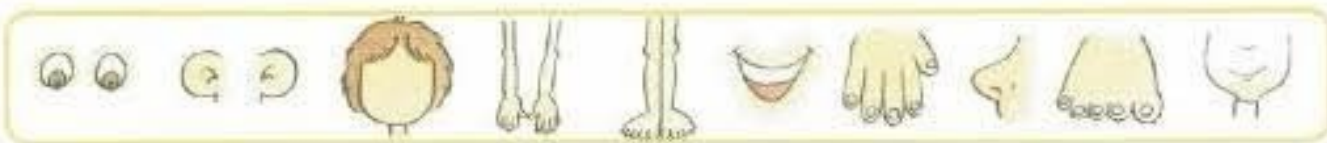


Listen and sing the song.

These are my eyes and ears
This is my mouth and nose
These are my arms and legs
And these are my fingers and toes!



Draw, point and say.



This is my head!



These are my eyes!



Listen and say.

Frodo's
word fun



What do you do to fight germs?



Lesson 5



Read, listen and number.

Germs are tiny.
Germs are everywhere.
Germs can make you ill.

Your body is strong.
You can help your body fight germs!



Wash your hands.



Brush your teeth.



Have a shower.



Wash your hair.



Brush your hair.

Play a game.

Brush your teeth, please!



the world around you!



Lesson 6

Social sciences

Play a game.



Listen, match and say.



I wash my hands before meals!



Culture corner



Listen and sing the song.

This is the way we wash our hands
 Wash our hands
 Wash our hands
 This is the way we wash our hands
 To keep the germs away!
 Brush our teeth ...
 Have a shower ...
 Wash our hair ...



Remember!
 Wash your hands
 before meals!



Play Body dice!

	head
	arm
	leg
	ear
	eye
	?



Lesson 8



Listen and put on the stickers. Write the words.

head mouth nose ~~ears~~ eyes arms chin legs fingers toes



Listen, read and match.



- | | |
|--------------------|---------------|
| 1 This is | before meals. |
| 2 These are | every day. |
| 3 This is | my nose. |
| 4 I wash my hands | my eyes. |
| 5 I have a shower | after meals. |
| 6 I brush my teeth | my chin. |

4 My clothes

Lesson 1



Follow the footprints.



Listen and say the chant.

Everybody put on your coat
 Put on your coat
 Put on your coat
 Everybody put on your coat
 Just like me!

Put on your shoes ...
 Put on your gloves ...



Look, match and say.



A t-shirt.

Lesson 2




Listen and act out the story.

The giant




Lesson 3

 Play a game.



I've got a purple t-shirt!

I've got a purple t-shirt, too!

 Make and play with the picture cards. (Activity Book page 85)



Lesson 4



Listen and say the chant.



Is this your hat?
Is this your hat?
Are these your shoes?
Are these your shoes?

No, it isn't. My hat is new.
Yes, it is. Thank you.
No, they aren't. My shoes are blue.
Yes, they are. Thank you!



Look, ask and answer.

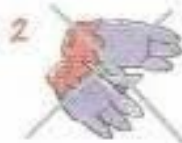


Is this your hat?

Are these your gloves?

Yes, it is!

No, they aren't!



Listen, circle and say.

**Frodo's
word fun**



Is this your ... ? Yes, it is. / No, it isn't.
Are these your ... ? Yes, they are. / No, they aren't.

Lesson 4 Communication, grammar and pronunciation

What do we use to make clothes?



Lesson 5



Read, circle and listen.



Cotton is from the cotton plant.
Cotton is cool.
Jeans, tracksuits and t-shirts are cotton.



Wool is from sheep.
Wool is warm.
Jumpers, coats and gloves are wool.



This t-shirt is

cotton
wool.



These gloves are

cotton.
wool.



These jeans are

cotton.
wool.



This jumper is

cotton.
wool.



Listen and play a game.

These socks are cotton!



the world around you!



Lesson 6

Play a game.

Science

Is this wool or cotton?

It's wool!


Yes!



Draw and say.

Cotton

Wool



I've got a cotton t-shirt!

I've got a wool jumper!



Culture corner



Listen and say the rhyme.

Diddle, diddle, dumpling
My friend John
Goes to bed with his trousers on
One shoe off and one shoe on
Diddle, diddle, dumpling
My friend John!

Remember!
Take care of
your clothes!



Play *Mr Crocodile!*

Can I cross the river, Mr Crocodile?



Yes ... if you've
got red shoes!

Lesson 8



Listen and put on the stickers. Write the words.

shirt gloves dress shoes t-shirt ~~coat~~ trousers skirt socks jumper



Look, write and say.

gloves socks trousers ~~coat~~ jumper t-shirt



1 Is this your coat?
Yes, it is.



2 Are these your _____?
Yes, they are.



3 Is this your _____?
No, it isn't.



4 Are these your _____?
No, they aren't.



5 I've got cotton _____.



6 I've got a wool _____.

5 Food I like

Lesson 1



Follow the footprints.

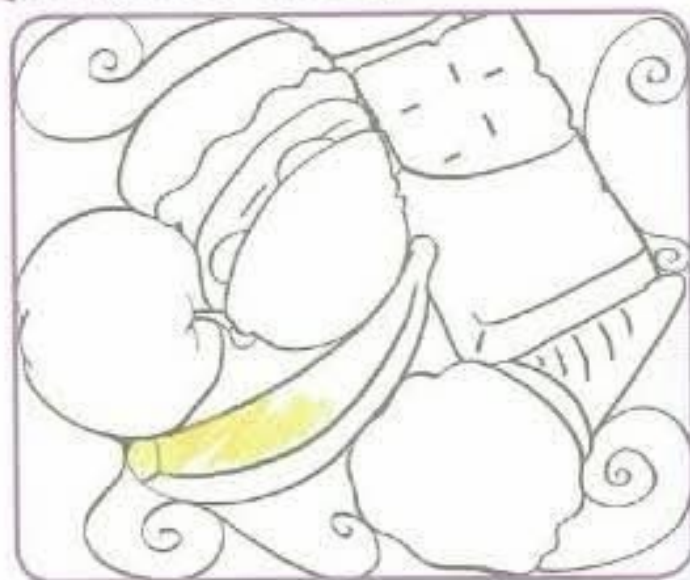


Listen and sing the song.

Chicken, pizza, salad, too
Delicious for me, delicious for you!
Apples, bananas, yogurt, too
Delicious for me, delicious for you!
Chocolate and ice cream, too
Delicious for me, delicious for you!



Find, colour and say.



Banana!



Lesson 2



Listen and act out the story.



1 Look! It's the house of food!
Wow! It's pink, yellow, brown, red, green ...

2 Mmm! Ice cream!
I like ice cream. Delicious!
Yuk! I don't like ice cream.

3 Do you like pizza?
Yes, I do
No, I don't. It's horrible!

4 Look! A boy and a girl!
And a witch!

5 Ha! I'm hungry! I like boys and I like girls.
Oh, no!

6 Help! Quick!
The key's on the table.

7 Run everybody!
Look! Here's the next treasure clue!
Follow the footprints!
Find Aladdin and the lamp!

Lesson 3




Listen and tick (✓) or cross (X).

✓ = like X = don't like



Make and play with the *My Little Food Book*. (Activity Book page 87)



Lesson 4



Listen and say the chant.

Do you like yogurt? Yes, I do.
 Do you like ice cream? Yes, I do.
 Do you like bananas? Yes, I do.
 Yes, yes, yes! Yes, yes, yes!

Do you like yogurt? No, I don't.
 Do you like ice cream? No, I don't.
 Do you like bananas? No, I don't.
 No, no, no! No, no, no!



Tick (✓) or cross (X), ask and answer.

✓ = like X = don't like

				
	✓	X	X	✓
Me				
My friend				

Do you like chicken?



Do you like chips?



Yes, I do!

No, I don't!



Listen and say.

**Frodo's
word fun**



I like **cheeky Charlie's chocolate chips**.
 Do you like **cheeky Charlie's chocolate chips**?

Do you like ...? Yes, I do. / No, I don't.

Lesson 4 Communication, grammar and pronunciation

Is all food good for you?

Lesson 5



Read, tick (✓) and listen.

Your body needs food and water.
Some food is good for you.
Some food isn't good for you.
It is important to eat food that is good for you.
It is also important to drink water.



Is this food good for you?

1



salad

2



hamburgers

3



chips

4



bananas

5



apples

6



sweets

7



yogurt

8



chocolate

Play a game.



the world around you!



Lesson 6

Social sciences



Listen and match

1



2



3



4



Draw and say.

Snacks I like

Good for you

Not good for you



I like bananas and yogurt!

I like sweets and chocolate!



Culture corner



Listen and say the chant.

Water, water
Cheese and biscuits
Cheese and biscuits
Apple pie
Apple pie
Roast beef
Roast beef
Soup! Soup!

Remember!
Eat a good
lunch every day!



Play *Coffee and tea!*

I like coffee
I like tea
I like ... in with me!
I don't like coffee
I don't like tea
I don't like ... in with me!

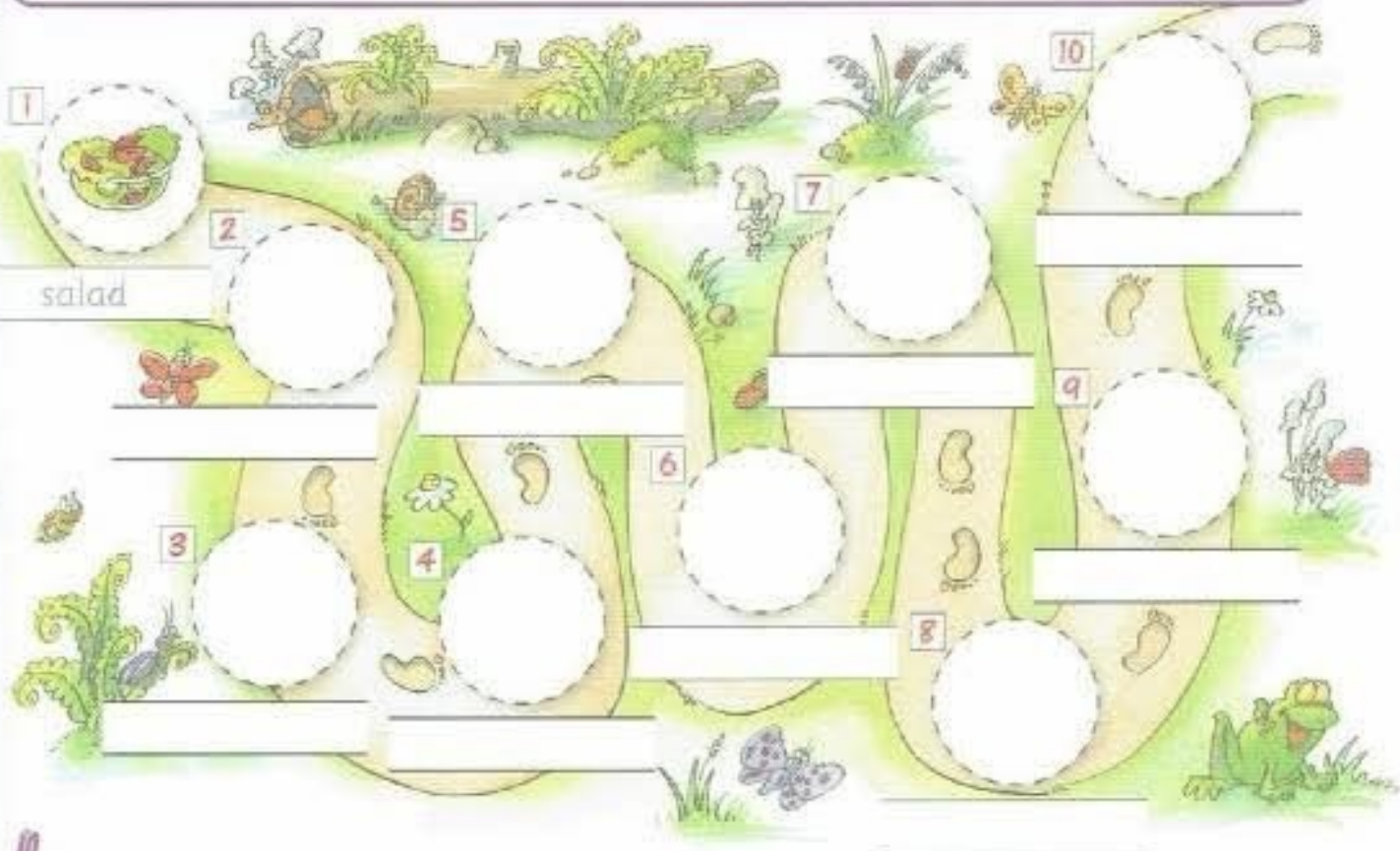


Lesson 8



Listen and put on the stickers. Write the words.

hamburger chicken chips pizza salad ice cream chocolate apple
banana yogurt



Look, write and say.

sweets yogurt apples pizza hamburgers bananas



1 I like bananas.



2 I don't like _____.



3 Do you like _____?
Yes, I do.



4 Do you like _____?
No, I don't.



5 Are _____ good for you?
No, they aren't.



6 Are _____ good for you?
Yes, they are.

6 My toys

Lesson 1



Follow the footprints.



Listen and sing the song.

I've got a car and a ball
I've got a bike and a train
I've got skates and marbles
I've got a robot and a plane!

I've got a car and a ball
I've got a bike and a train
I've got skates and marbles
I've got a doll and a computer game!



Match, draw and say.



It's a car.

Lesson 2



Listen and act out the story.

The genie of the lamp

1 Oh, dear! Where's Aladdin?
I don't know!

2 It's Aladdin!
Where's the lamp?
It's on the shelf!

3 Hello. I'm Aladdin. And this is my magic lamp!
Is it really magic?
Oh, yes!

4 What is your wish?
Mm! Can I have some toys for my friends?

5 Here's a doll ... a car ... a plane ... and a computer game!
Wow!

6 What is your wish?
Can we have the next treasure clue, please?


7 Where's the treasure clue?
Look! It's under the table!

Follow the footprints!
Find Goldilocks!

Lesson 3



Listen, number and say.



Where's the lamp?



It's on the shelf!



Make and play with the picture cards. (Activity Book page 89)

Where's the train?

It's under the book!

No!

Where are the skates?

They're in the book!

Yes!

Where's the ...? It's in / on / under ...
Where are the ...? They're in / on / under ...

Lesson 4




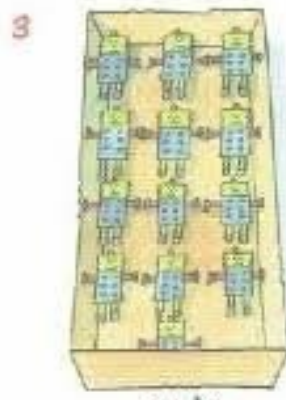
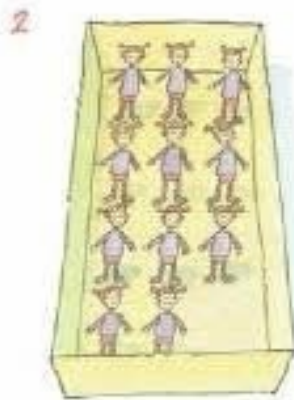
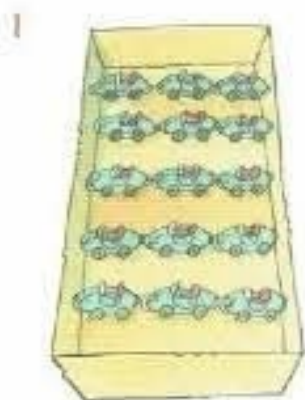
Listen and say the chant.

How many marbles are in the jar?
One, two, three, four, five, six, seven,
Eight, nine, ten, eleven, twelve,
Thirteen, fourteen, fifteen, sixteen,
Seventeen, eighteen, nineteen, twenty.
Twenty? That's plenty!
Twenty marbles in the jar!

How many balls are in the box? ...



Ask, count and say.



How many cars
are in the box?



fifteen!



Listen and say.

**Frodo's
word fun**



Clap the stress!
Robot! Marble!

What are wheels?



Lesson 5



Read, tick (✓) and listen.

Wheels are the shape of a circle.
 Many things have got wheels.
 Things with wheels can move.
 Some wheels are big.
 Some wheels are small.



How many toys have got wheels?



car



plane



ball



skates



doll



scooter



skateboard



teddy bear

Play a game.

Scooter!



Wheels!

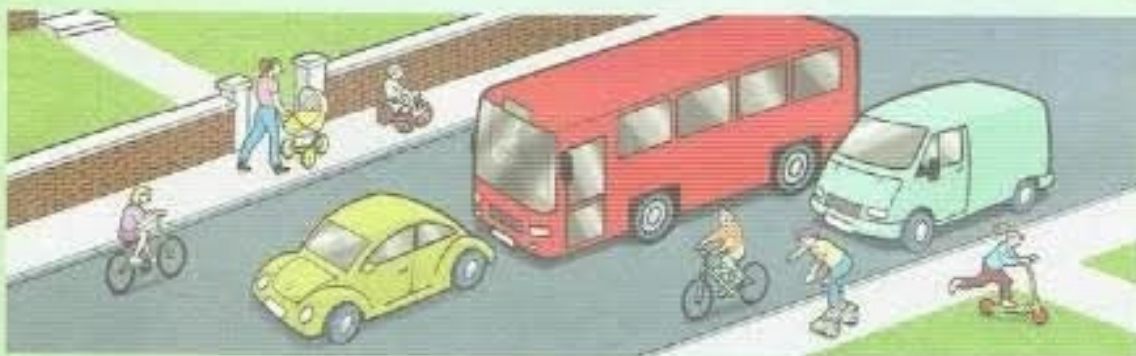
the world around you!



Lesson 6

Science

Look, circle and count.



How many wheels can you see?

Draw and say.

Toys I've got ...

with wheels

with no wheels



I've got a scooter!

I've got a computer game!



Lesson 7

Culture corner



Listen and sing the song.

The wheels on the bus go round and round
Round and round, round and round
The wheels on the bus go round and round
All day long!


The driver ... goes hoot, hoot, hoot ...
The children ... go chatter, chatter, chatter ...



Remember!
Ssh! Try not to make a lot
of noise when you chat!



Play *Where's the ...?*

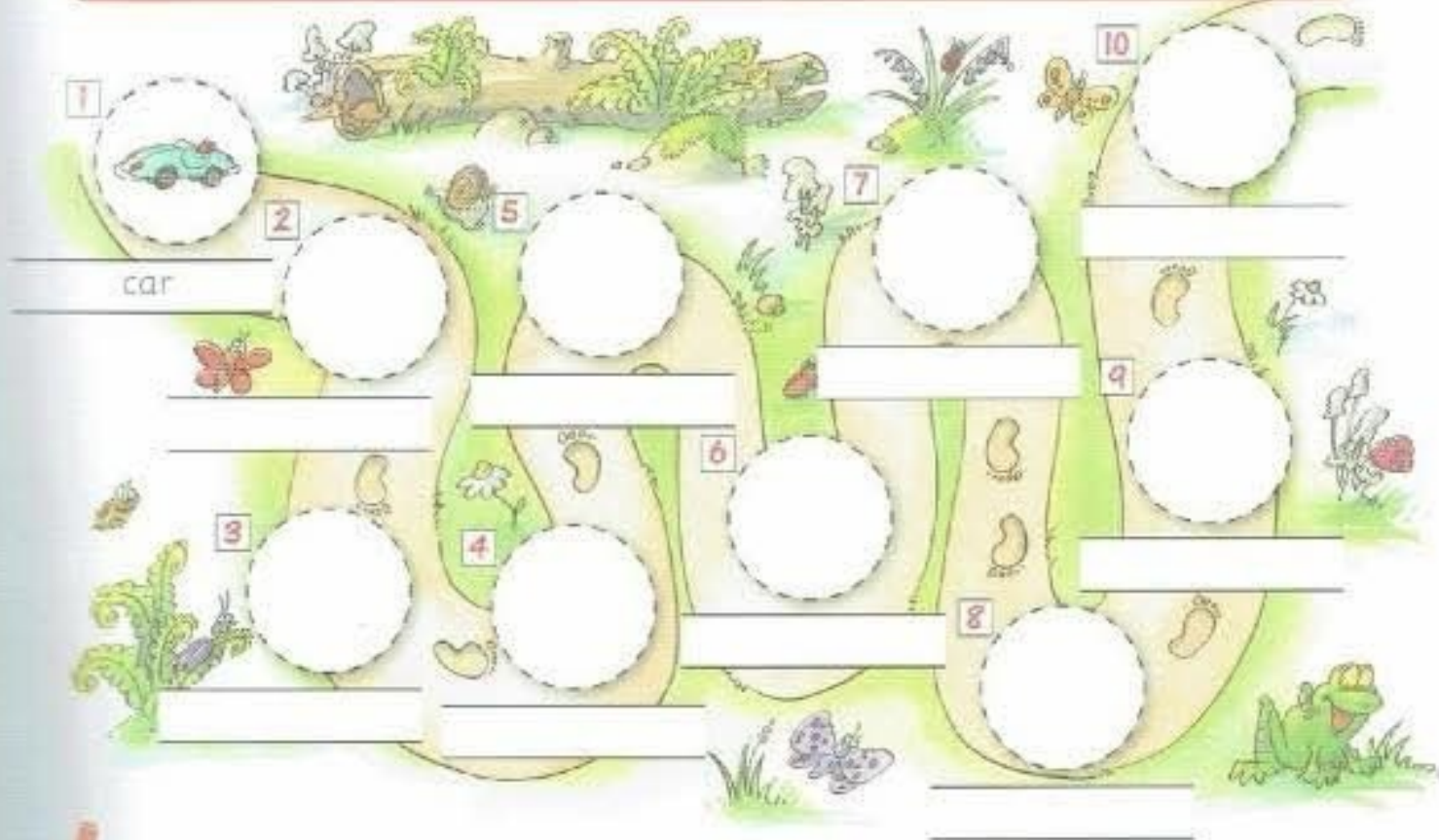


Lesson 8



Listen and put on the stickers. Write the words.

doll ball bike car train marbles skates plane computer game robot



Look, write and say.

skates car lamp Twenty Fifteen dolls



1 Where's the lamp?
It's on the shelf.



2 Where are the _____?
They're in the box.



3 Where's the _____?
It's on the table.



4 Where are the _____?
They're under the table.



5 How many marbles are in
the jar? _____



6 How many balls are in the
box? _____

7 My family

Lesson 1



Follow the footprints.



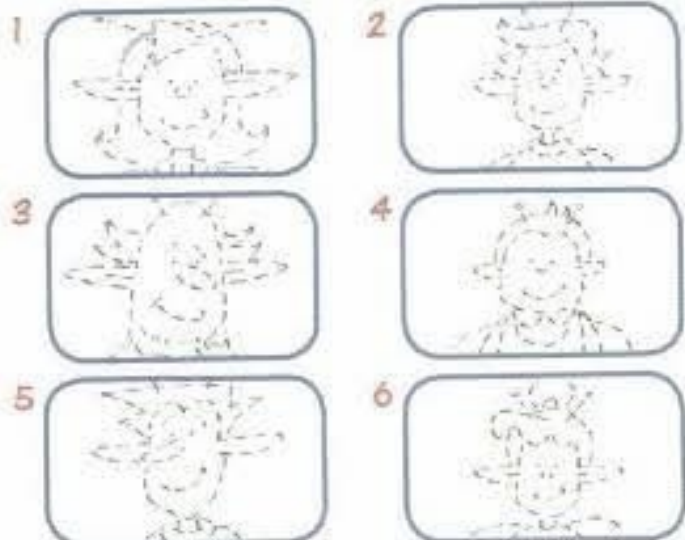
Listen and sing the song.

My mother and father
My brother, sister and baby, too
You're fantastic. I love you!

My grandmother and grandfather
My uncle, aunt and cousin, too
You're fantastic. I love you!



Draw and say.




It's Pip's mother!

Lesson 2



Listen and act out the story.



Lesson 3



Listen, number and say.



Who's he?



He's my brother!



Make and play with the *My Little Family Book*. (Activity Book page 91)



Lesson 4



Listen and sing the song.

She's my friend
She's got fair hair
She's got blue eyes
And she's great! Oh, yeah!

He's my friend
He's got black hair
He's got brown eyes
And he's great! Oh, yeah!



Play a game.

She's got green eyes! She's got brown hair!



Number three!



Listen and say.

Frodo's
word fun



Mother!

birthday!

Lesson 5

Are you similar to other members of your family?




Read, circle and listen.

We are similar to other members of our family.
 The colour of our hair is from our mother,
 father, grandmother or grandfather.
 The colour of our eyes is also from our mother,
 father, grandmother or grandfather.



Is the hair colour from the children's mother or father?

1



mother father

2



mother father

3



mother father



Listen and play a game.



the world around you!



Lesson 6

Science



Look, match and say.

1



2



3



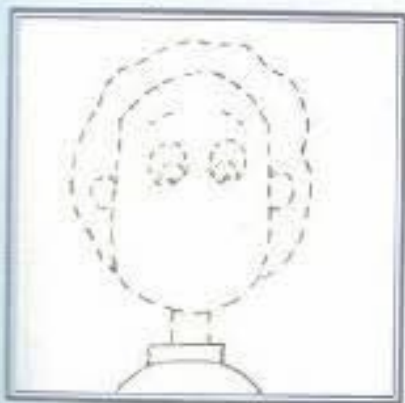
He's got black hair!



He's got black hair, too!



Draw, colour and say.
My mother



My mother's got ...

ME!



My father



My father's got ...

Culture corner



Listen and say the rhyme.

These are grandmother's glasses
And this is grandmother's hat
And this is the way she claps her hands
And puts them in her lap!

These are grandfather's glasses
And this is grandfather's hat
And this is the way he folds his arms
And has a little nap!



Remember!
Your family is special!



Play Grandmother's footsteps!



Lesson 8



Listen and put on the stickers. Write the words.

baby uncle brother sister mother grandmother cousin
aunt father grandfather

1 grandmother

2

3

4

5

6

7

8

9

10

Look, write and say.

mother brother hair father friend eyes



1 Who's he?
He's my father.



2 Who's she?
She's my _____.



3 Who's he?
He's my _____.



4 She's my _____. She's got fair hair and blue eyes.



5 He's my father. He's got fair _____ and blue eyes.

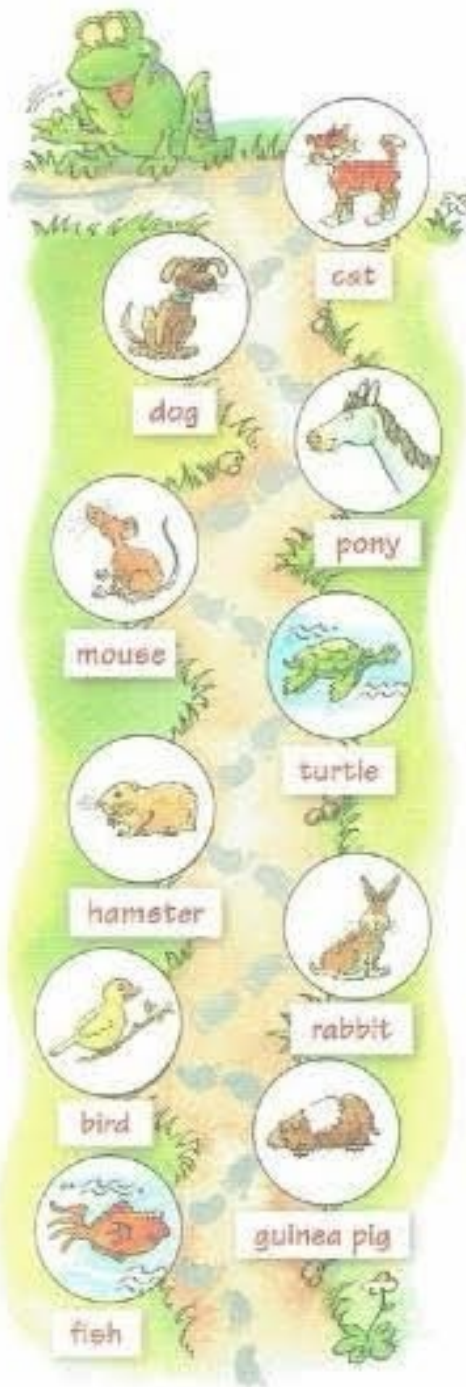


6 She's my mother. She's got brown hair and brown _____.

Lesson 1



Follow the footprints.



Listen and sing the song.

A dog, a rabbit and a pony
Oh, I like pets! Hurray!

A dog, a rabbit, a pony, a mouse and a turtle
Oh, I like pets! Hurray!

A dog, a rabbit, a pony, a mouse, a turtle,
a bird and a hamster
Oh, I like pets! Hurray!

A dog, a rabbit, a pony, a mouse, a turtle,
a bird, a hamster, a guinea pig, a fish and a cat
Oh, I like pets! Hurray! Hurray! Hurray!



Look, match and say.




The fish!

Lesson 2




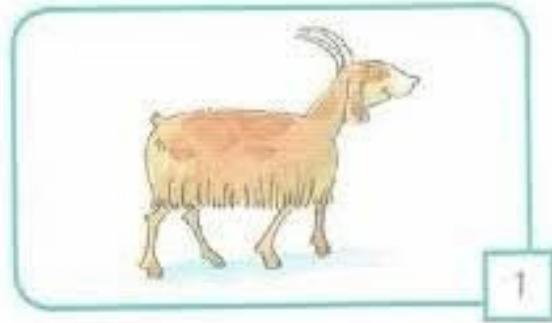
Listen and act out the story.



Lesson 3



Listen, number and say.



It's medium!

It's brown!



Make and play with the picture cards. (Activity Book page 93)

It's got big ears!

It's the rabbit!

No!

It's got a long tail!

It's the cat!

Yes!

What is a pet?
How do you care
for a pet?



Lesson 5



Read, listen and number.

A pet is an animal you keep at home.
Many people have got pets.
It is important to care for your pet.



These are some ways to care for your pet:



Give your pet water.



Brush your pet.



Take your pet for walks.



Feed your pet.



Play with your pet.



Clean your pet.

Play a game.



the world around you!



Lesson 6

Social sciences



Listen and circle.

1		2		3	
4		5		6	

Choose, draw and say.



1	2	3	4

I feed my ...

I brush my ...

I clean my ...

I play with my ...

Culture corner



Listen and sing the song.

Little Peter Rabbit's got a fly on his nose
Little Peter Rabbit's got a fly on his nose
Little Peter Rabbit's got a fly on his nose
And he flips it and he flops it
And it flies away!

Shiny nose and curly whiskers
Shiny nose and curly whiskers
Shiny nose and curly whiskers
And he flips it and he flops it
And it flies away!



Remember!
Be kind to pets!



Play Cat and mouse!

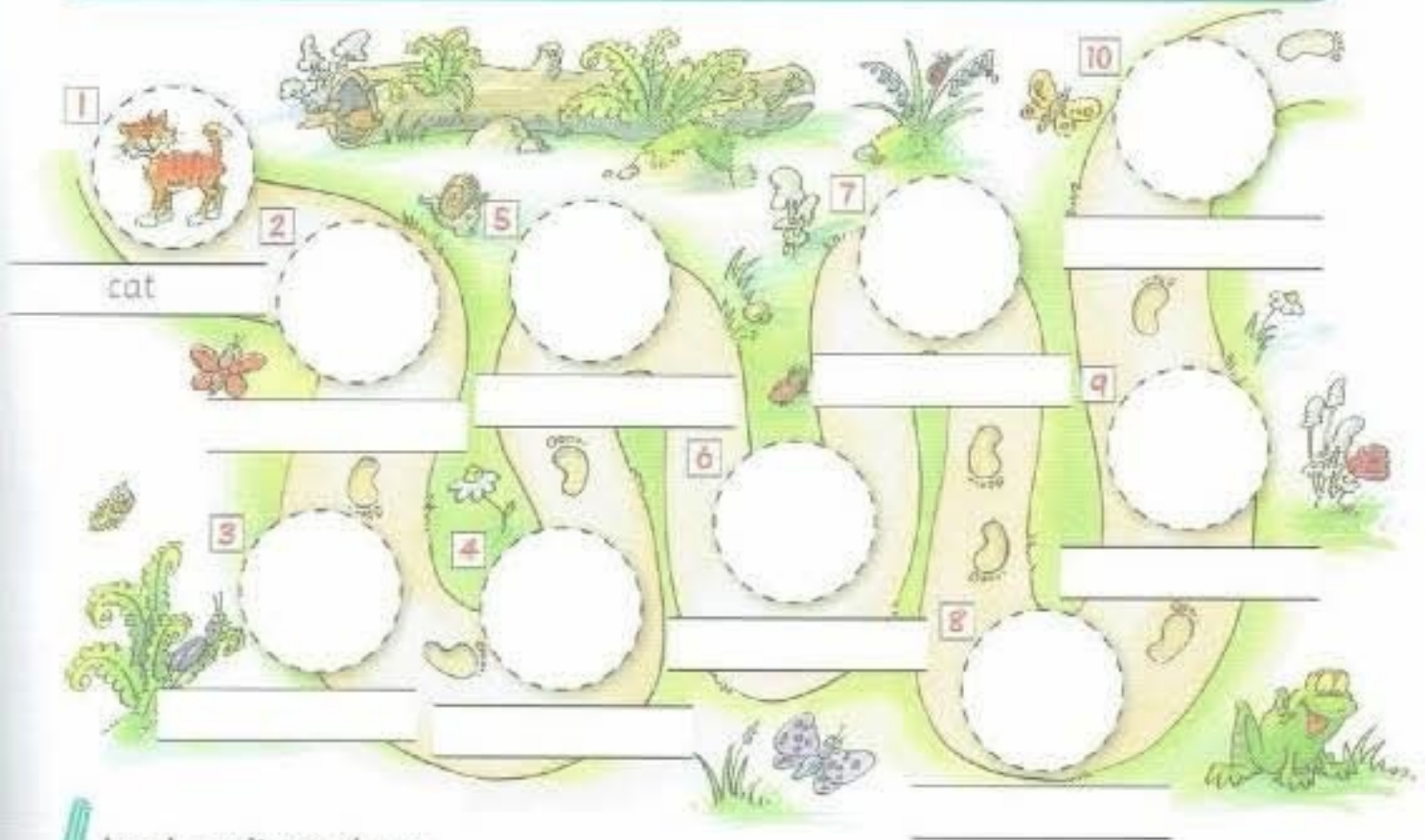


Lesson 8



Listen and put on the stickers. Write the words.

dog pony eat mouse hamster rabbit bird guinea pig fish turtle



Look, write and say.

cat rabbit fish guinea pig hamster dog



1 It's got fur and whiskers.
It's a hamster.



2 It's got long ears.
It's a _____.



3 This is my _____.
What's its name? Digger.



4 This is my _____.
What's its name? Cleo.



5 I feed my _____.

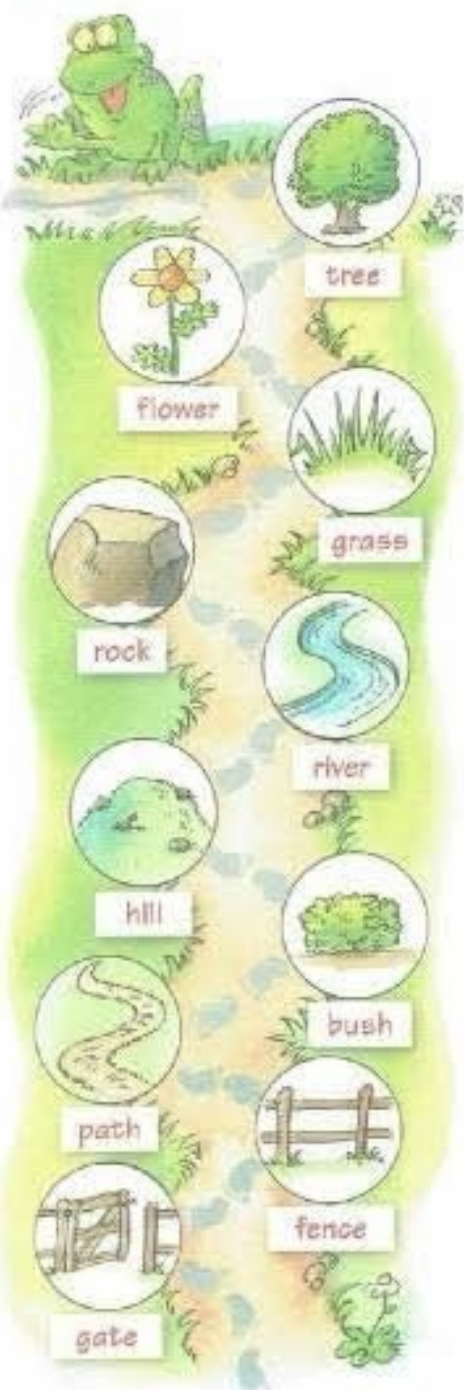


6 I give my _____
water.

9 Treasure!

Lesson 1


  Follow the footprints.

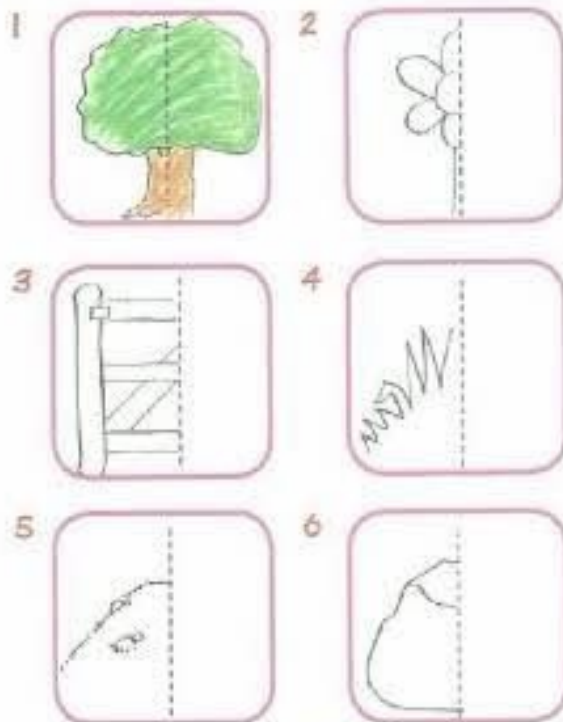


 Listen and sing the song.

Look at the flowers and the grass
Look at the bush and the tree
Where's the treasure?
Oh, please tell me!

Look at the river and the path
Look at the fence and the gate
Where's the treasure?
Are we too late?

 Look, draw and say.



It's a tree!



Lesson 2



Listen and act out the story.

The end of the rainbow



Lesson 3
Play a game.

Where are you?

Are you Jack?



I'm on the gate!

Yes, I am!



Make and play with the *My Little Footprints Book*. (Activity Book page 95)

Are you in the river?

No, I'm not!



Are you in the flowers?

Yes, I am!



Lesson 4



Listen and say the rhyme.

Follow, follow, follow me
Let's jump to the rock
One, two, three!

Let's skip to the flowers ...
Let's hop to the river ...
Let's run to the gate ...
Let's walk to the tree ...



Play a game.



Listen and say.

**Frodo's
word fun**



Tree ... me ... skip ... three!

What do we recycle?

Lesson 5



Read, match and listen.

We throw away a lot of rubbish.
 We recycle some rubbish.
 We recycle paper and glass.
 We also recycle plastic and tin cans.



1 This is paper.
 plastic.



2 This is plastic.
 glass.



3 This is glass.
 paper.



4 This is a tin can.
 glass.



5 This is plastic.
 a tin can.



Play a game.

This is paper!



Put it in the blue bin!

the world around you!



Lesson 6


Science



Listen and number.



Draw and say.



Culture corner

Lesson 7



Listen and sing the song.

If you're happy and you know it, clap three times
If you're happy and you know it, clap three times
If you're happy and you know it, and you really want to show it
If you're happy and you know it, clap three times!

... jump three times ...
... skip three times ...
... hop three times ...



Remember!
Be happy about how
much English you know!



Play *Follow my leader!*



Lesson 8



Listen and put on the stickers. Write the words.

bush flower grass rock river hill ~~tree~~ path fence gate



Look, write and say.

rock ~~grass~~ flowers hill gate bush



1 Where are you?
I'm in the grass.



2 Where are you?
I'm on the _____.



3 Let's run to the _____!
Yes! Good idea!



4 Let's jump to the _____!
Yes! Good idea!



5 Are you in the _____?
Yes, I am.



6 Are you under the _____?
No, I'm not.

Christmas



Listen and act out the story.



Listen, sing and colour.

Jingle bells, jingle bells
Jingle all the way
We all love the reindeer
Who pulls Santa's sleight




Easter


 Listen and sing the song.

Five little rabbits go out to play
And hunt for eggs on Easter Day
One little rabbit finds a big, red egg
Eats it all and runs away!

Four little ... yellow
Three little ... blue
Two little ... green
One little ... pink



 Listen, colour and say.



This rabbit finds a red egg!



Father's Day



Listen and sing the song.

I love Dad. I love Dad.
How about you?
How about you?
My Dad is fantastic.
My Dad is fantastic.
He loves me, too.
He loves me, too!



Mother's Day



Listen, read and tick (✓).

Mother's Day is a special day for your Mum.

Here are some things to do:

- ♥ Say 'I love you!'
- ♥ Give a big hug.
- ♥ Make a card.
- ♥ Make a present.
- ♥ Give flowers.
- ♥ Give your Mum a surprise!

